

VADOC RECIDIVISM

*Supervisees Starting Community
Supervision During FY2021*



Research - Evaluation Unit Virginia
Department of Corrections June
2026

Introduction.....	5
Methodology.....	6
Definitions of Key Terms & Measures.....	7
Characteristics and Results	9
All FY2021 Community Starters.....	10
<i>Recidivating FY2021 Community Starters</i>	11
All FY2021 Community Starters: Employment During Follow-up Period.....	13
<i>Recidivating FY2021 Community Starters: Employment During Follow-up Period</i>	14
District 1 (Richmond P&P) – All Community Starters	15
<i>District 1 (Richmond P&P) – Recidivating Supervisees</i>	16
District 2 (Norfolk P&P) – All Community Starters.....	17
<i>District 2 (Norfolk P&P) – Recidivating Supervisees</i>	18
District 3 (Portsmouth P&P) – All Community Starters	19
<i>District 3 (Portsmouth P&P) – Recidivating Supervisees</i>	20
District 4 (Accomac P&P) – All Community Starters	21
<i>District 4 (Accomac P&P) – Recidivating Supervisees</i>	22
District 5 (Gloucester P&P) – All Community Starters	23
<i>District 5 (Gloucester P&P) – Recidivating Supervisees</i>	24
District 6 (Suffolk P&P) – All Community Starters	25
<i>District 6 (Suffolk P&P) – Recidivating Supervisees</i>	26
District 7 (Petersburg P&P) – All Community Starters.....	27
<i>District 7 (Petersburg P&P) – Recidivating Supervisees</i>	28
District 8 (South Boston P&P) – All Community Starters	29
<i>District 8 (South Boston P&P) – Recidivating Supervisees</i>	30
District 9 (Charlottesville P&P) – All Community Starters	31
<i>District 9 (Charlottesville P&P) – Recidivating Supervisees</i>	32
District 10 (Arlington P&P) – All Community Starters	33
<i>District 10 (Arlington P&P) – Recidivating Supervisees</i>	34
District 11 (Winchester P&P) – All Community Starters	35
<i>District 11 (Winchester P&P) – Recidivating Supervisees</i>	36
District 12 (Staunton P&P) – All Community Starters	37
<i>District 12 (Staunton P&P) – Recidivating Supervisees</i>	38
District 13 (Lynchburg P&P) – All Community Starters.....	39
<i>District 13 (Lynchburg P&P) – Recidivating Supervisees</i>	40

District 14 (Danville P&P) – All Community Starters.....	41
<i>District 14 (Danville P&P) – Recidivating Supervisees</i>	<i>42</i>
District 15 (Roanoke P&P) – All Community Starters.....	43
<i>District 15 (Roanoke P&P) – Recidivating Supervisees</i>	<i>44</i>
District 16 (Wytheville P&P) – All Community Starters.....	45
<i>District 16 (Wytheville P&P) – Recidivating Supervisees</i>	<i>46</i>
District 17 (Abingdon P&P) – All Community Starters.....	47
<i>District 17 (Abingdon P&P) – Recidivating Supervisees</i>	<i>48</i>
District 18 (Norton P&P) – All Community Starters.....	49
<i>District 18 (Norton P&P) – Recidivating Supervisees</i>	<i>49</i>
District 19 (Newport News P&P) – All Community Starters.....	51
<i>District 19 (Newport News P&P) – Recidivating Supervisees</i>	<i>52</i>
District 20 (Bedford P&P) – All Community Starters	53
<i>District 20 (Bedford P&P) – Recidivating Supervisees.....</i>	<i>53</i>
District 21 (Fredericksburg P&P) – All Community Starters.....	55
<i>District 21 (Fredericksburg P&P) – Recidivating Supervisees.....</i>	<i>56</i>
District 22 (Martinsville P&P) – All Community Starters.....	57
<i>District 22 (Martinsville P&P) – Recidivating Supervisees.....</i>	<i>58</i>
District 23 (Virginia Beach P&P) – All Community Starters.....	59
<i>District 23 (Virginia Beach P&P) – Recidivating Supervisees</i>	<i>60</i>
District 24 (Farmville P&P) – All Community Starters.....	61
<i>District 24 (Farmville P&P) – Recidivating Supervisees</i>	<i>61</i>
District 25 (Leesburg P&P) – All Community Starters.....	63
<i>District 25 (Leesburg P&P) – Recidivating Supervisees</i>	<i>64</i>
District 26 (Culpeper P&P) – All Community Starters.....	65
<i>District 26 (Culpeper P&P) – Recidivating Supervisees.....</i>	<i>65</i>
District 27 (Chesterfield P&P) – All Community Starters.....	67
<i>District 27 (Chesterfield P&P) – Recidivating Supervisees.....</i>	<i>68</i>
District 28 (Radford P&P) – All Community Starters.....	69
<i>District 28 (Radford P&P) – Recidivating Supervisees</i>	<i>70</i>
District 29 (Fairfax P&P) – All Community Starters	71
<i>District 29 (Fairfax P&P) – Recidivating Supervisees</i>	<i>72</i>
District 30 (Hampton P&P) – All Community Starters.....	73
<i>District 30 (Hampton P&P) – Recidivating Supervisees.....</i>	<i>74</i>

District 31 (Chesapeake P&P) – All Community Starters	75
<i>District 31 (Chesapeake P&P) – Recidivating Supervisees</i>	76
District 32 (Henrico P&P) – All Community Starters	77
<i>District 32 (Henrico P&P) – Recidivating Supervisees</i>	78
District 33 (Warsaw P&P) – All Community Starters	79
<i>District 33 (Warsaw P&P) – Recidivating Supervisees</i>	80
District 34 (Williamsburg P&P) – All Community Starters	81
<i>District 34 (Williamsburg P&P) – Recidivating Supervisees</i>	82
District 35 (Manassas P&P) – All Community Starters	83
<i>District 35 (Manassas P&P) – Recidivating Supervisees</i>	84
District 36 (Alexandria P&P) – All Community Starters	85
<i>District 36 (Alexandria P&P) – Recidivating Supervisees</i>	86
District 37 (Rocky Mount P&P) – All Community Starters	87
<i>District 37 (Rocky Mount P&P) – Recidivating Supervisees</i>	87
District 38 (Emporia P&P) – All Community Starters	89
<i>District 38 (Emporia P&P) – Recidivating Supervisees</i>	90
District 39 (Harrisonburg P&P) – All Community Starters	91
<i>District 39 (Harrisonburg P&P) – Recidivating Supervisees</i>	91
District 40 (Fincastle P&P) – All Community Starters	93
<i>District 40 (Fincastle P&P) – Recidivating Supervisees</i>	94
District 41 (Ashland P&P) – All Community Starters	95
<i>District 41 (Ashland P&P) – Recidivating Supervisees</i>	96
District 42 (Franklin P&P) – All Community Starters	97
<i>District 42 (Franklin P&P) – Recidivating Supervisees</i>	98
District 43 (Tazewell P&P) – All Community Starters	99
<i>District 43 (Tazewell P&P) – Recidivating Supervisees</i>	100
Administrative P&P – All Community Starters	101
<i>Administrative P&P – Recidivating Supervisees</i>	102
Voice Verification Biometrics Unit – All Community Starters	103
<i>Voice Verification Biometrics Unit – Recidivating Supervisees</i>	104
<i>Time to Recidivate in Days by Characteristics</i>	105
<i>Recidivism Rate Trends</i>	108
<i>Summary and Conclusions</i>	108

Introduction

One of the most revealing ways a correctional agency can assess its success is by measuring recidivism. The Virginia Department of Corrections (VADOC) has been doing this for years by calculating the three-year re-incarceration rate of its state responsible (SR) inmates released from a term of incarceration. With a rate of 18.8% for SR inmates released in FY2021, Virginia has the lowest three-year re-incarceration rate of the 32 states that report three-year SR re-incarceration rates.¹

Measuring re-incarceration of SR Releases only tells part of the story. Not all supervisees entrusted to the VADOC's care experience incarceration. In fact, only 41% of the community starters analyzed in this study were released from SR incarceration in FY2021.² This means that the success or failure of supervisees cannot be assessed through the re-incarceration rate of SR Releases alone.

Measuring the recidivism of supervisees on community supervision is crucial in following VADOC's mission. After all, VADOC's work does not end upon an inmate's release from prison. In order to "enhance the quality of life in the Commonwealth by improving public safety," the VADOC needs to understand the level of success its supervisees in the community experience after receiving re-entry programming and services.

This report aims to explore the outcomes of community supervision, detailing the characteristics of the supervisees as well as those who become incarcerated during the three years following their supervision start date. Additionally, this report explores the time to recidivism among community recidivists by key characteristics.

For additional information, please contact:

Tama S. Celi, Ph.D.

Research Director

Virginia Department of Corrections

Research@vadoc.virginia.gov

Brittney Via

Evaluation Unit Manager

Virginia Department of Corrections

¹ VADOC Research – Evaluation Unit (2026), State Recidivism Comparison Report.

² Includes FY2021 SR releases from jails.

Methodology

This project tracks the recidivism of supervisees who started community supervision with VADOC during FY21. FY21 was chosen as the year to analyze because it is the most recent year for which a three-year follow-up is available with mature data.³

A “community start” occurs when a supervisee transfers⁴ to a Probation and Parole (P&P) district from a location that is not a P&P district.⁵ In order to be considered a valid community start for the purposes of this project, the supervisee must have stayed at his/her starting P&P district location for more than two weeks (14 days),⁶ must have spent more time being supervised in a P&P district than on interstate compact supervision during the study period, and must not have served a sentence from another state.⁷ Because a supervisee may have had multiple community stays that exceeded two weeks during FY21, this study analyzes the supervisee’s first community start with a stay of more than two weeks.

Because supervisees frequently move between P&P districts while on community supervision, supervisees in this study are classified by the P&P district where they were supervised for the longest time between their community start date and their three-year follow-up date (new court commitment date [NCC date] or parole revocation date if they recidivate).

Although Administrative P&P⁸ is not considered a P&P district in this study, supervisees are included in the Administrative P&P section of the report if that is the location where they spent the most time between their community start date and their three-year follow-up date (if they recidivated, their NCC date or parole revocation date). These supervisees are included in this report because they had a supervision obligation.

Supervisees are included in the Voice Verification Biometrics Unit (VVBV) section of the report because most of their time in the community was overseen by the VVBV, which primarily serves low-risk supervisees on community supervision.⁹ VVBV began its operations in September 2015.

A supervisee is considered a recidivist if he/she is sentenced to a term of state responsible incarceration¹⁰ within three years following his/her community start date, even if he/she is no longer on community supervision at the time of the recidivating offense. A supervisee is not considered a recidivist if he/she is not sentenced to a term of state responsible incarceration.

³ The data used in this report is current as of August 29, 2025.

⁴ The supervisee must have transferred from a location other than a P&P district to a P&P district for a reason other than investigation.

⁵ Locations that are not P&P districts include: local jails, VADOC facilities, Community Corrections Alternative Programs (CCAPs), Administrative P&P, Community Sex Offender Programs, Interstate Compact Community Supervision, Fugitive Unit, Detainer Unit, and Pre-release Unit. For this project, CCAPs are not considered community supervision locations because supervisees confined in these facilities are unlikely to have the same opportunities to recidivate as supervisees reporting to a P&P district.

⁶ The two-week community stay requirement was added in order to exclude supervisees who present for supervision, but upon investigation, do not have a supervision obligation with VADOC.

⁷ Three supervisees were removed due to spending more time supervised on interstate compact supervision than in a P&P district during the study period. Eight hundred and thirty-six supervisees were removed due to serving an out of state sentence in a P&P district. Removing these supervisees produces a recidivism rate of 15.8% compared to a rate of 15.3% if they were left in the analysis.

⁸ Administrative P&P supervisees are those who are unavailable to be actively supervised by a district, generally for at least a six-month period. These supervisees may include absconders, supervisees with long hospital stays, or other supervisees who may be unavailable for active supervision.

⁹ Similar to district officer supervision, supervisees are assigned a VVBV specialist whom they are required to meet with for monthly report interviews and to report new information (e.g., change of phone number or address) within three days ([OP 920.1](#)).

¹⁰ 31 supervisees from the community starters included in the study had an SR parole violation within three years following their community start date. 13 were new crime parole violators and 18 were technical parole violators.

Definitions of Key Terms & Measures

Age on FY21 Community Start Date*† – The age of the supervisee on the date he/she began community supervision at a P&P district during FY21.

Correctional Offender Management Profiling for Alternative Sanctions (COMPAS) – This represents the system of risk/needs assessments developed by Equivant in its Northpointe Suite. These assessments focus on dynamic risk factors that are known to affect recidivism and are designed to aid in correctional intervention to decrease the likelihood of recidivism.¹¹

COMPAS Recidivism Risk Level*† – This represents the predictor of a supervisee’s likelihood to recidivate based on his/her specific criminogenic needs. The first COMPAS assessment after a supervisee’s community start date was analyzed.

Criminal History*† – The number of SR incarcerations that a supervisee had before his/her community start date.

DOC Crime Type* – Indicates the crime type of the supervisee’s most serious offense for which he/she is currently on supervision. Includes the categories Violent, Property/Public Order (PPO), Drug, and Not Reported.

Employment† – This indicates if a supervisee earned any wages during the follow-up period. Employment information was obtained from the Virginia Employment Commission (VEC).¹²

History of Positive Drug Tests for Methamphetamine (Meth)*† – The existence of at least one positive drug test result for meth in the time before their community start, until their recidivating date, or within three years post community start. Drug tests for alcohol were not analyzed. Not everyone was tested for meth.¹³

History of Positive Drug Tests for Multiple Drugs (Both Opioids and Cocaine)*† – The existence of at least one positive drug test result for opioids and/or cocaine in the time before their community start, until their recidivating date, or within three years post community start. Drug tests for alcohol were not analyzed.

Gender*† – The gender of the supervisee as recorded in VirginiaCORIS.

Gang Affiliation*† – The existence of at least one known, confirmed affiliation with a recognized gang between their community start date and their recidivating date, or within three years post community start.

State Responsible (SR) – The SR definition has changed over time and is dependent on several factors: date of offense, offense type (felony or misdemeanor), sentence length and how the sentence is

*Indicates a measure included in the description of FY2021 community starters and recidivists (pp. 10-104).

† Indicates a measure used in the statistical model developed to identify predictors of community recidivism (pp. 9).

¹¹ Equivant. (2017). Practitioner’s guide to COMPAS Core.

¹² VEC data contains only data from Virginia employers subject to unemployment compensations laws. Employment where wages were earned under the table, through freelance work, from another state, or in Washington D.C. are not included in this data.

¹³ 74% of supervisees in the study were not tested for meth.

expressed (i.e., years, months, days, or some combination thereof). Any inmate who meets one of the SR criteria below is considered State Responsible.

Offense Date	Offense Type	Sentence Length	Expressed In	State Responsible
Before 1/1/1995	At Least 1 Felony	> 2 Years	Years	YES
Before 1/1/1995	At Least 1 Felony	> 24 Months	Months or Days	YES
Before 1/1/1995	No Felonies	ANY	ANY	NO
Between 1/1/1995 - 6/30/1997	At Least 1 Felony	> 6 Months	Years, Months or Days	YES
Between 1/1/1995 - 6/30/1997	No Felonies	ANY	ANY	NO
Between 7/1/1997 - 8/31/1998	At Least 1 Felony	>= 1 Year	Years	YES
Between 7/1/1997 - 8/31/1998	At Least 1 Felony	>= 12 Months	Months or Days	YES
Between 7/1/1997 - 8/31/1998	No Felonies	ANY	ANY	NO
9/1/1998 – Present	At Least 1 Felony	>= 1 Year	Years	YES
9/1/1998 – Present	At Least 1 Felony	> 12 Months	Months or Days	YES
9/1/1998 – Present	ANY	= 12 Months	Months or Days	NO
9/1/1998 – Present	No Felonies	ANY	ANY	NO

Supervision Assignment Level* – This indicates the level at which the supervisee is supervised, as assigned by the supervising officer. In this analysis, Supervision Assignment Level is measured as the longest approved level of supervision held by a supervisee for the period studied.¹⁴

¹⁴ Supervisees are assigned low, medium, or high Supervision Assignment Levels based on their COMPAS risk/needs assessment or COMPAS Case Supervision Review. Supervision Assignment Levels determine the frequency of personal contacts, community contacts, home contacts, employment verification, and minimum casework requirements for supervisees ([OP 920.1](#)).

*Indicates a measure included in the description of FY2021 community starters and recidivists (pp. 10-104).

Characteristics and Results

The following pages with green headings show the characteristics of the community starters during FY21, arranged by the community location where they were supervised the longest during the study period.

Pages with italicized orange headings show the characteristics of the recidivating supervisees —those who have an NCC date or a parole revocation date within three years (1,095 days) following their start on community supervision during FY21.

Regression analysis shows that, when all other factors are kept constant, certain factors are statistically significant predictors of a recidivating supervisee on community supervision.¹⁵ These factors include the following:

- Males were more likely to recidivate than females.
- Supervisees who started community supervision at a younger age were more likely to recidivate than those who started at an older age.
- Supervisees who had more SR terms of incarceration prior to their community start date were more likely to recidivate than those who had fewer SR terms of incarceration.
- Supervisees with a higher COMPAS recidivism risk level were more likely to recidivate than those with a lower COMPAS risk level.
- Supervisees who tested positive for both opioids and cocaine at any point were more likely to recidivate than those who did not.
- Supervisees who tested positive for methamphetamines at any point were more likely to recidivate than those who did not.
- Supervisees who were unemployed were more likely to recidivate than those who had employment. Additionally, those who sustained employment for longer had a lower recidivism rate.

NOTE: Due to rounding, the sum of percentages in each category found on the following pages may range from 99% to 101%.

¹⁵ Determined using a logistical regression model controlling for gender, age at community start, number of previous SR incarcerations, COMPAS recidivism risk level, testing positive for opioids and cocaine, testing positive for meth, and employment prior to their three-year follow-up date. The factors identified as predictors were all significant at $p < .001$.

All FY21 Community Starters

- 22,393 supervisees were considered community starters in FY21.
- Gender
 - 17,169 (77%) Male
 - 5,207 (23%) Female
 - 17 (<1%) Other
- Criminal History
 - 9,647 (43%) had no history of state responsible terms of incarceration.
 - 6,874 (31%) had exactly one term of state responsible incarceration.
 - 3,128 (14%) had exactly two terms of state responsible incarceration.
 - 2,744 (12%) had at least three terms of state responsible incarceration.
- DOC Crime Type
 - 6,268 (28%) had a “Violent” most serious offense.
 - 8,016 (36%) had a “Property/Public Order” most serious offense.
 - 7,628 (34%) had a “Drug” most serious offense.
 - 481 (2%) did not have their offense information reported.
- Age on FY21 Community Start Date
 - 6,204 (28%) were younger than age 30.
 - 10,463 (47%) were between ages 30 and 44.
 - 3,536 (16%) were between ages 45 and 54.
 - 2,190 (10%) were age 55 or older.
- Supervision Assignment Level
 - 4,160 (19%) had a “Low” supervision assignment level.
 - 11,927 (53%) had a “Medium” supervision assignment level.
 - 2 (<1%) had an “Elevated” supervision assignment level.¹⁶
 - 2,965 (13%) had a “High” supervision assignment level.
 - 3,339 (15%) did not have a supervision assignment level reported.
- History of Positive Drug Tests for Multiple Drugs (Both Opioids and Cocaine)
 - 2,290 (10%) had no drug test history.
 - 10 (<1%) were not tested for opioids or cocaine.
 - 11,078 (49%) tested negative for opioids or cocaine.
 - 3,377 (15%) tested positive for opioids only.
 - 2,641 (12%) tested positive for cocaine only.
 - 2,997 (13%) tested positive for opioids and cocaine.
- History of Positive Drug Test Results for Meth
 - 855 (4%) tested positive for meth.
 - 21,538 (96%) tested negative for meth.
- COMPAS Recidivism Risk Level
 - 6,690 (30%) were at “Low” risk to recidivate.
 - 7,170 (32%) were at “Medium” risk to recidivate.
 - 5,861 (26%) were at “High” risk to recidivate.
 - 2,672 (12%) did not have a recidivism risk level reported.
- Gang Affiliation
 - 1,381 (6%) had a known gang affiliation.
 - 21,012 (94%) did not have a known gang affiliation.
- Employment
 - 9,132 (41%) were unemployed during the follow-up period.¹⁷
 - 13,261 (59%) were employed at some point during the follow-up period.

¹⁶ The “Elevated” supervision assignment level was used in previous years but has since been discontinued as of May 2020.

¹⁷ The follow-up period was from the quarter/year the supervisee started supervision through 12 additional quarters or through the quarter/year the supervisee recidivated.

Recidivating FY21 Community Starters

- 3,541 (15.8%) of the FY21 community starters were sentenced to a term of state responsible incarceration or violated parole within three years of their community start date¹⁸.
- Gender
 - 2,990 (84%) Male
 - 551 (16%) Female
- Criminal History
 - 1,036 (29%) had no history of state responsible terms of incarceration.
 - 1,044 (29%) had exactly one term of state responsible incarceration.
 - 726 (21%) had exactly two terms of state responsible incarceration.
 - 735 (21%) had at least three terms of state responsible incarceration.
- DOC Crime Type
 - 1,042 (29%) had a “Violent” most serious offense.
 - 1,517 (43%) had a “Property/Public Order” most serious offense.
 - 933 (26%) had a “Drug” most serious offense.
 - 49 (1%) did not have their offense information reported.
- Age on FY21 Community Start Date
 - 1,134 (32%) were younger than age 30.
 - 1,747 (49%) were between ages 30 and 44.
 - 462 (13%) were between ages 45 and 54.
 - 198 (6%) were age 55 or older.
- Supervision Assignment Level
 - 126 (4%) had a “Low” supervision assignment level.
 - 1,936 (55%) had a “Medium” supervision assignment level.
 - 900 (25%) had a “High” supervision assignment level.
 - 579 (16%) did not have a supervision assignment level reported.
- History of Positive Drug Tests for Multiple Drugs (Both Opioids and Cocaine)
 - 308 (9%) had no drug test history.
 - 1 (<1%) were not tested for opioids or cocaine.
 - 1,334 (38%) tested negative for opioids or cocaine.
 - 657 (19%) tested positive for opioids only.
 - 538 (15%) tested positive for cocaine only.
 - 703 (20%) tested positive for opioids and cocaine.
- History of Positive Drug Test Results for Meth
 - 253 (7%) tested positive for meth.
 - 3,288 (93%) tested negative for meth.
- COMPAS Recidivism Risk Level
 - 624 (18%) were at “Low” risk to recidivate.
 - 1,268 (36%) were at “Medium” risk to recidivate.
 - 1,560 (44%) were at “High” risk to recidivate.
 - 89 (3%) did not have a recidivism risk level reported.
- Gang Affiliation
 - 363 (10%) had a known gang affiliation.
 - 3,178 (90%) did not have a known gang affiliation.
- Employment
 - 1,900 (54%) were unemployed during the follow-up period.¹⁹
 - 1,641 (46%) were employed at some point during the follow-up period.

¹⁸ 857 (3.8%) supervisees died within the three-year follow-up period. These supervisees are still included in the recidivism calculation as they still had the opportunity to recidivate prior to death.

¹⁹ The follow-up period was from the quarter/year the supervisee started supervision through 12 additional quarters or through the quarter/year the supervisee recidivated.

Recidivism Rates By Community Supervision Location

Community Supervision Location	FY21 Starters	FY21 Recidivists	Recidivism Rate*	Pages of Report
District 1 - Richmond P&P	846	147	17.4%	15-16
District 2 - Norfolk P&P	810	143	17.7%	17-18
District 3 - Portsmouth P&P	381	48	12.6%	19-20
District 4 - Accomac P&P	116	25	21.6%	21-22
District 5 - Gloucester P&P	242	44	18.2%	23-24
District 6 - Suffolk P&P	319	53	16.6%	25-26
District 7 - Petersburg P&P	371	54	14.6%	27-28
District 8 - South Boston P&P	386	50	13.0%	29-30
District 9 - Charlottesville P&P	457	88	19.3%	31-32
District 10 - Arlington P&P	242	19	7.9%	33-34
District 11 - Winchester P&P	673	147	21.8%	35-36
District 12 - Staunton P&P	538	124	23.0%	37-38
District 13 - Lynchburg P&P	597	87	14.6%	39-40
District 14 - Danville P&P	401	63	15.7%	41-42
District 15 - Roanoke P&P	801	131	16.4%	43-44
District 16 - Wytheville P&P	470	98	20.9%	45-46
District 17 - Abingdon P&P	947	238	25.1%	47-48
District 18 - Norton P&P	501	137	27.3%	49-50
District 19 - Newport News P&P	520	61	11.7%	51-52
District 20 - Bedford P&P	164	21	12.8%	53-54
District 21 - Fredericksburg P&P	934	187	20.0%	55-56
District 22 - Martinsville P&P	449	94	20.9%	57-58
District 23 - Virginia Beach P&P	669	114	17.0%	59-60
District 24 - Farmville P&P	265	44	16.6%	61-62
District 25 - Leesburg P&P	294	42	14.3%	63-64
District 26 - Culpeper P&P	334	69	20.7%	65-66
District 27 - Chesterfield P&P	611	102	16.7%	67-68
District 28 - Radford P&P	468	97	20.7%	69-70
District 29 - Fairfax P&P	431	17	3.9%	71-72
District 30 - Hampton P&P	301	26	8.6%	73-74
District 31 - Chesapeake P&P	686	139	20.3%	75-76
District 32 - Henrico P&P	747	135	18.1%	77-78
District 33 - Warsaw P&P	163	31	19.0%	79-80
District 34 - Williamsburg P&P	295	58	19.7%	81-82
District 35 - Manassas P&P	458	44	9.6%	83-84
District 36 - Alexandria P&P	121	11	9.1%	85-86
District 37 - Rocky Mount P&P	250	56	22.4%	87-88
District 38 - Emporia P&P	279	37	13.3%	89-90
District 39 - Harrisonburg P&P	559	168	30.1%	91-92
District 40 - Fincastle P&P	426	75	17.6%	93-94
District 41 - Ashland P&P	253	38	15.0%	95-96
District 42 - Franklin P&P	94	19	20.2%	97-98
District 43 - Tazewell P&P	545	85	15.6%	99-100
Administrative P&P	150	26	17.3%	101-102
Voice Verification Biometrics Unit (VVB�)	2,829	49	1.7%	103-104
Overall	22,393	3,541	15.8%	10-11

NOTE: Recidivists are categorized by the community location where they were supervised longest during the study period.

**Indicates a state responsible term of incarceration within three years of their FY2021 community start date.*

All FY21 Community Starters: Employment During Follow-up Period

All FY2021 Community Starters: Employment* During Follow-up Period**								
Community Supervision Location	Unemployed		Employed for less than 47%		Employed between 47% and 77%		Employed for greater than 77%	
	Count	Percentage	Count	Percentage	Count	Percentage	Count	Percentage
District 1 - Richmond P&P	265	31%	287	34%	147	17%	147	17%
District 2 - Norfolk P&P	281	35%	256	32%	150	19%	123	15%
District 3 - Portsmouth P&P	140	37%	123	32%	61	16%	57	15%
District 4 - Accomac P&P	54	47%	32	28%	17	15%	13	11%
District 5 - Gloucester P&P	99	41%	68	28%	39	16%	36	15%
District 6 - Suffolk P&P	115	36%	97	30%	60	19%	47	15%
District 7 - Petersburg P&P	126	34%	123	33%	57	15%	65	18%
District 8 - South Boston P&P	181	47%	110	28%	50	13%	45	12%
District 9 - Charlottesville P&P	173	38%	126	28%	87	19%	71	16%
District 10 - Arlington P&P	162	67%	46	19%	22	9%	12	5%
District 11 - Winchester P&P	260	39%	207	31%	115	17%	91	14%
District 12 - Staunton P&P	176	33%	174	32%	93	17%	95	18%
District 13 - Lynchburg P&P	248	42%	179	30%	88	15%	82	14%
District 14 - Danville P&P	164	41%	121	30%	55	14%	61	15%
District 15 - Roanoke P&P	316	39%	236	29%	115	14%	134	17%
District 16 - Wytheville P&P	242	51%	138	29%	53	11%	37	8%
District 17 - Abingdon P&P	489	52%	287	30%	93	10%	78	8%
District 18 - Norton P&P	378	75%	91	18%	22	4%	10	2%
District 19 - Newport News P&P	172	33%	174	33%	75	14%	99	19%
District 20 - Bedford P&P	78	48%	47	29%	20	12%	19	12%
District 21 - Fredericksburg P&P	402	43%	296	32%	119	13%	117	13%
District 22 - Martinsville P&P	213	47%	138	31%	55	12%	43	10%
District 23 - Virginia Beach P&P	267	40%	208	31%	85	13%	109	16%
District 24 - Farmville P&P	116	44%	80	30%	39	15%	30	11%
District 25 - Leesburg P&P	144	49%	65	22%	38	13%	47	16%
District 26 - Culpeper P&P	145	43%	92	28%	50	15%	47	14%
District 27 - Chesterfield P&P	271	44%	191	31%	90	15%	59	10%
District 28 - Radford P&P	202	43%	137	29%	83	18%	46	10%
District 29 - Fairfax P&P	209	48%	89	21%	75	17%	58	13%
District 30 - Hampton P&P	137	46%	88	29%	45	15%	31	10%
District 31 - Chesapeake P&P	309	45%	188	27%	97	14%	92	13%
District 32 - Henrico P&P	238	32%	258	35%	137	18%	114	15%
District 33 - Warsaw P&P	63	39%	49	30%	29	18%	22	13%
District 34 - Williamsburg P&P	105	36%	93	32%	45	15%	52	18%
District 35 - Manassas P&P	182	40%	133	29%	67	15%	76	17%
District 36 - Alexandria P&P	64	53%	34	28%	12	10%	11	9%
District 37 - Rocky Mount P&P	107	43%	68	27%	35	14%	40	16%
District 38 - Emporia P&P	109	39%	72	26%	50	18%	48	17%
District 39 - Harrisonburg P&P	209	37%	154	28%	107	19%	89	16%
District 40 - Fincastle P&P	173	41%	123	29%	69	16%	61	14%
District 41 - Ashland P&P	95	38%	81	32%	35	14%	42	17%
District 42 - Franklin P&P	35	37%	23	24%	17	18%	19	20%
District 43 - Tazewell P&P	325	60%	137	25%	41	8%	42	8%
Administrative P&P	107	71%	30	20%	8	5%	5	3%
Voice Verification Biometrics Unit (VVBVU)	786	28%	549	19%	542	19%	952	34%
Overall	9,132	41%	6,298	28%	3,389	15%	3,574	16%

*Employment information was obtained from the Virginia Employment Commission (VEC). VEC data contains only data from Virginia employers subject to unemployment compensation laws. Employment where wages were earned under the table, through freelance work, from another state, or in Washington D.C. is not included in this data. Employment was defined as any wages earned during a quarter.

**The time that a supervisee was employed is defined as the percentage of quarters that a supervisee was employed during the follow-up period while at liberty. The follow-up period was from the quarter/year the supervisee started supervision through 12 additional quarters or through the quarter/year the supervisee recidivated.

Recidivating FY21 Community Starters: Employment During Follow-up Period

Recidivating FY2021 Community Starters: Employment* During Follow-up Period**								
Community Supervision Location	Unemployed		Employed for less than 47%		Employed between 47% and 77%		Employed for greater than 77%	
	Count	Percentage	Count	Percentage	Count	Percentage	Count	Percentage
District 1 - Richmond P&P	69	47%	57	39%	14	10%	7	5%
District 2 - Norfolk P&P	67	47%	54	38%	15	10%	7	5%
District 3 - Portsmouth P&P	24	50%	16	33%	8	17%	0	0%
District 4 - Accomac P&P	11	44%	10	40%	2	8%	2	8%
District 5 - Gloucester P&P	26	59%	13	30%	5	11%	0	0%
District 6 - Suffolk P&P	26	49%	15	28%	10	19%	2	4%
District 7 - Petersburg P&P	27	50%	18	33%	6	11%	3	6%
District 8 - South Boston P&P	27	54%	19	38%	3	6%	1	2%
District 9 - Charlottesville P&P	51	58%	19	22%	15	17%	3	3%
District 10 - Arlington P&P	12	63%	4	21%	2	11%	1	5%
District 11 - Winchester P&P	75	51%	45	31%	24	16%	3	2%
District 12 - Staunton P&P	53	43%	54	44%	11	9%	6	5%
District 13 - Lynchburg P&P	48	55%	31	36%	5	6%	3	3%
District 14 - Danville P&P	34	54%	15	24%	11	17%	3	5%
District 15 - Roanoke P&P	66	50%	45	34%	14	11%	6	5%
District 16 - Wytheville P&P	46	47%	45	46%	6	6%	1	1%
District 17 - Abingdon P&P	147	62%	67	28%	15	6%	9	4%
District 18 - Norton P&P	106	77%	21	15%	6	4%	4	3%
District 19 - Newport News P&P	21	34%	33	54%	4	7%	3	5%
District 20 - Bedford P&P	14	67%	5	24%	0	0%	2	10%
District 21 - Fredericksburg P&P	109	58%	62	33%	13	7%	3	2%
District 22 - Martinsville P&P	50	53%	30	32%	14	15%	0	0%
District 23 - Virginia Beach P&P	59	52%	42	37%	12	11%	1	1%
District 24 - Farmville P&P	21	48%	16	36%	6	14%	1	2%
District 25 - Leesburg P&P	22	52%	18	43%	1	2%	1	2%
District 26 - Culpeper P&P	33	48%	21	30%	13	19%	2	3%
District 27 - Chesterfield P&P	57	56%	38	37%	4	4%	3	3%
District 28 - Radford P&P	52	54%	36	37%	7	7%	2	2%
District 29 - Fairfax P&P	11	65%	3	18%	3	18%	0	0%
District 30 - Hampton P&P	16	62%	7	27%	2	8%	1	4%
District 31 - Chesapeake P&P	83	60%	37	27%	13	9%	6	4%
District 32 - Henrico P&P	63	47%	47	35%	21	16%	4	3%
District 33 - Warsaw P&P	14	45%	17	55%	0	0%	0	0%
District 34 - Williamsburg P&P	25	43%	19	33%	9	16%	5	9%
District 35 - Manassas P&P	25	57%	12	27%	6	14%	1	2%
District 36 - Alexandria P&P	7	64%	3	27%	1	9%	0	0%
District 37 - Rocky Mount P&P	35	63%	12	21%	7	13%	2	4%
District 38 - Emporia P&P	22	59%	12	32%	2	5%	1	3%
District 39 - Harrisonburg P&P	80	48%	52	31%	27	16%	9	5%
District 40 - Fincastle P&P	34	45%	21	28%	14	19%	6	8%
District 41 - Ashland P&P	18	47%	14	37%	3	8%	3	8%
District 42 - Franklin P&P	12	63%	4	21%	1	5%	2	11%
District 43 - Tazewell P&P	61	72%	21	25%	1	1%	2	2%
Administrative P&P	20	77%	5	19%	0	0%	1	4%
Voice Verification Biometrics Unit (VVBV)	21	43%	7	14%	14	29%	7	14%
Overall	1,900	54%	1,142	32%	370	10%	129	4%

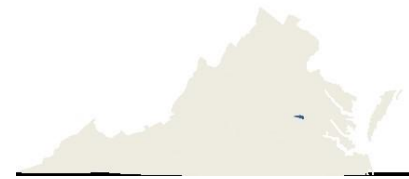
*Employment information was obtained from the Virginia Employment Commission (VEC). VEC data contains only data from Virginia employers subject to unemployment compensation laws. Employment where wages were earned under the table, through freelance work, from another state, or in Washington D.C. is not included in this data. Employment was defined as any wages earned during a quarter.

**The time that a supervisee was employed is defined as the percentage of quarters that a supervisee was employed during the follow-up period while at liberty. The follow-up period was from the quarter/year the supervisee started supervision through 12 additional quarters or through the quarter/year the supervisee recidivated.

District 1 (Richmond P&P) – All Community Starters

(includes the City of Richmond)

- 846 of the FY21 community starters had Richmond P&P as their primary supervision location.
- Gender
 - 735 (87%) Male
 - 111 (13%) Female
- Criminal History (prior to FY21 community start date)
 - 188 (22%) had no history of state responsible terms of incarceration.
 - 323 (38%) had exactly one term of state responsible incarceration.
 - 168 (20%) had exactly two terms of state responsible incarceration.
 - 167 (20%) had at least three terms of state responsible incarceration.
- DOC Crime Type
 - 348 (41%) had a “Violent” most serious offense.
 - 231 (27%) had a “Property/Public Order” most serious offense.
 - 262 (31%) had a “Drug” most serious offense.
 - 5 (1%) did not have their offense information reported.
- Age on FY21 Community Start Date
 - 257 (30%) were younger than age 30.
 - 388 (46%) were between ages 30 and 44.
 - 108 (13%) were between ages 45 and 54.
 - 93 (11%) were age 55 or older.
- Supervision Assignment Level
 - 25 (3%) had a “Low” supervision assignment level.
 - 632 (75%) had a “Medium” supervision assignment level.
 - 117 (14%) had a “High” supervision assignment level.
 - 72 (9%) did not have a supervision assignment level reported.
- History of Positive Drug Tests for Multiple Drugs (Both Opioids and Cocaine)
 - 22 (3%) had no drug test history.
 - 1 (<1%) were not tested for opioids or cocaine.
 - 367 (43%) tested negative for opioids or cocaine.
 - 94 (11%) tested positive for opioids only.
 - 117 (14%) tested positive for cocaine only.
 - 245 (29%) tested positive for opioids and cocaine.
- History of Positive Drug Test Results for Meth
 - 5 (1%) tested positive for meth.
 - 841 (99%) were not tested or tested negative for meth.
- COMPAS Recidivism Risk Level
 - 180 (21%) were at “Low” risk to recidivate.
 - 320 (38%) were at “Medium” risk to recidivate.
 - 284 (34%) were at “High” risk to recidivate.
 - 62 (7%) did not have a recidivism risk level reported.
- Gang Affiliation
 - 105 (12%) had a known gang affiliation.
 - 741 (88%) did not have a known gang affiliation.



District 1 (Richmond P&P) – Recidivating Supervisees

(includes the City of Richmond)

- 147 (17.4%) of the FY21 community starters from Richmond P&P were sentenced to a term of state responsible incarceration or violated parole and were sentenced to a term of state responsible incarceration within three years of their community start date.
- Gender
 - 135 (92%) Male
 - 12 (8%) Female
- Criminal History
 - 20 (14%) had no history of state responsible terms of incarceration.
 - 51 (35%) had exactly one term of state responsible incarceration.
 - 38 (26%) had exactly two terms of state responsible incarceration.
 - 38 (26%) had at least three terms of state responsible incarceration.
- DOC Crime Type
 - 68 (46%) had a “Violent” most serious offense.
 - 48 (33%) had a “Property/Public Order” most serious offense.
 - 28 (19%) had a “Drug” most serious offense.
 - 3 (2%) did not have their offense information reported.
- Age on FY21 Community Start Date
 - 60 (41%) were younger than age 30.
 - 65 (44%) were between ages 30 and 44.
 - 13 (9%) were between ages 45 and 54.
 - 9 (6%) were age 55 or older.
- Supervision Assignment Level
 - 2 (1%) had a “Low” supervision assignment level.
 - 92 (63%) had a “Medium” supervision assignment level.
 - 35 (24%) had a “High” supervision assignment level.
 - 18 (12%) did not have a supervision assignment level reported.
- History of Positive Drug Tests for Multiple Drugs (Both Opioids and Cocaine)
 - 7 (5%) had no drug test history.
 - 1 (1%) were not tested for opioids or cocaine.
 - 44 (30%) tested negative for opioids or cocaine.
 - 14 (10%) tested positive for opioids only.
 - 25 (17%) tested positive for cocaine only.
 - 56 (38%) tested positive for opioids and cocaine.
- History of Positive Drug Tests for Meth
 - 1 (1%) tested positive for meth.
 - 146 (99%) were not tested or tested negative for meth.
- COMPAS Recidivism Risk Level
 - 24 (16%) were at “Low” risk to recidivate.
 - 48 (33%) were at “Medium” risk to recidivate.
 - 72 (49%) were at “High” risk to recidivate.
 - 3 (2%) did not have a recidivism risk level reported.
- Gang Affiliation
 - 31 (21%) had a known gang affiliation.
 - 116 (79%) did not have a known gang affiliation.



District 2 (Norfolk P&P) – All Community Starters

(includes the City of Norfolk)

- 810 of the FY21 community starters had Norfolk P&P as their primary supervision location.
- Gender
 - 694 (86%) Male
 - 115 (14%) Female
 - 1 (<1%) Other
- Criminal History (prior to FY21 community start date)
 - 172 (21%) had no history of state responsible terms of incarceration.
 - 263 (32%) had exactly one term of state responsible incarceration.
 - 154 (19%) had exactly two terms of state responsible incarceration.
 - 221 (27%) had at least three terms of state responsible incarceration.
- DOC Crime Type
 - 322 (40%) had a “Violent” most serious offense.
 - 285 (35%) had a “Property/Public Order” most serious offense.
 - 197 (24%) had a “Drug” most serious offense.
 - 6 (1%) did not have their offense information reported.
- Age on FY21 Community Start Date
 - 235 (29%) were younger than age 30.
 - 357 (44%) were between ages 30 and 44.
 - 125 (15%) were between ages 45 and 54.
 - 93 (11%) were age 55 or older.
- Supervision Assignment Level
 - 17 (2%) had a “Low” supervision assignment level.
 - 503 (62%) had a “Medium” supervision assignment level.
 - 215 (27%) had a “High” supervision assignment level.
 - 75 (9%) did not have a supervision assignment level reported.
- History of Positive Drug Tests for Multiple Drugs (Both Opioids and Cocaine)
 - 39 (5%) had no drug test history.
 - 393 (49%) tested negative for opioids or cocaine.
 - 54 (7%) tested positive for opioids only.
 - 156 (19%) tested positive for cocaine only.
 - 168 (21%) tested positive for opioids and cocaine.
- History of Positive Drug Test Results for Meth
 - 1 (<1) tested positive for meth.
 - 809 (>99%) were not tested or tested negative for meth.
- COMPAS Recidivism Risk Level
 - 141 (17%) were at “Low” risk to recidivate.
 - 245 (30%) were at “Medium” risk to recidivate.
 - 322 (40%) were at “High” risk to recidivate.
 - 102 (13%) did not have a recidivism risk level reported.
- Gang Affiliation
 - 121 (15%) had a known gang affiliation.
 - 689 (85%) did not have a known gang affiliation.



District 2 (Norfolk P&P) – Recidivating Supervisees

(includes the City of Norfolk)

- 143 (17.7%) of the FY21 community starters from Norfolk P&P were sentenced to a term of state responsible incarceration or violated parole and were sentenced to a term of state responsible incarceration within three years of their community start date.
- Gender
 - 128 (90%) Male
 - 15 (10%) Female
- Criminal History
 - 26 (18%) had no history of state responsible terms of incarceration.
 - 41 (29%) had exactly one term of state responsible incarceration.
 - 27 (19%) had exactly two terms of state responsible incarceration.
 - 49 (34%) had at least three terms of state responsible incarceration.
- DOC Crime Type
 - 66 (46%) had a “Violent” most serious offense.
 - 54 (38%) had a “Property/Public Order” most serious offense.
 - 22 (15%) had a “Drug” most serious offense.
 - 1 (1%) did not have their offense information reported.
- Age on FY21 Community Start Date
 - 51 (36%) were younger than age 30.
 - 64 (45%) were between ages 30 and 44.
 - 17 (12%) were between ages 45 and 54.
 - 11 (8%) were age 55 or older.
- Supervision Assignment Level
 - 2 (1%) had a “Low” supervision assignment level.
 - 68 (48%) had a “Medium” supervision assignment level.
 - 63 (44%) had a “High” supervision assignment level.
 - 10 (7%) did not have a supervision assignment level reported.
- History of Positive Drug Tests for Multiple Drugs (Both Opioids and Cocaine)
 - 12 (8%) had no drug test history.
 - 49 (34%) tested negative for opioids or cocaine.
 - 8 (6%) tested positive for opioids only.
 - 35 (24%) tested positive for cocaine only.
 - 39 (27%) tested positive for opioids and cocaine.
- History of Positive Drug Tests for Meth
 - 143 (100%) were not tested or tested negative for meth.
- COMPAS Recidivism Risk Level
 - 24 (17%) were at “Low” risk to recidivate.
 - 41 (29%) were at “Medium” risk to recidivate.
 - 71 (50%) were at “High” risk to recidivate.
 - 7 (5%) did not have a recidivism risk level reported.
- Gang Affiliation
 - 30 (21%) had a known gang affiliation.
 - 113 (79%) did not have a known gang affiliation.



District 3 (Portsmouth P&P) – All Community Starters

(includes the City of Portsmouth)



- 381 of the FY21 community starters had Portsmouth P&P as their primary supervision location.
- Gender
 - 308 (81%) Male
 - 73 (19%) Female
- Criminal History (prior to FY21 community start date)
 - 92 (24%) had no history of state responsible terms of incarceration.
 - 113 (30%) had exactly one term of state responsible incarceration.
 - 76 (20%) had exactly two terms of state responsible incarceration.
 - 100 (26%) had at least three terms of state responsible incarceration.
- DOC Crime Type
 - 121 (32%) had a “Violent” most serious offense.
 - 163 (43%) had a “Property/Public Order” most serious offense.
 - 96 (25%) had a “Drug” most serious offense.
 - 1 (<1%) did not have their offense information reported.
- Age on FY21 Community Start Date
 - 99 (26%) were younger than age 30.
 - 162 (43%) were between ages 30 and 44.
 - 70 (18%) were between ages 45 and 54.
 - 50 (13%) were age 55 or older.
- Supervision Assignment Level
 - 24 (6%) had a “Low” supervision assignment level.
 - 253 (66%) had a “Medium” supervision assignment level.
 - 75 (20%) had a “High” supervision assignment level.
 - 29 (8%) did not have a supervision assignment level reported.
- History of Positive Drug Tests for Multiple Drugs (Both Opioids and Cocaine)
 - 7 (2%) had no drug test history.
 - 168 (44%) tested negative for opioids or cocaine.
 - 36 (9%) tested positive for opioids only.
 - 61 (16%) tested positive for cocaine only.
 - 109 (29%) tested positive for opioids and cocaine.
- History of Positive Drug Test Results for Meth
 - 3 (1%) tested positive for meth.
 - 378 (99%) were not tested or tested negative for meth.
- COMPAS Recidivism Risk Level
 - 65 (17%) were at “Low” risk to recidivate.
 - 145 (38%) were at “Medium” risk to recidivate.
 - 142 (37%) were at “High” risk to recidivate.
 - 29 (8%) did not have a recidivism risk level reported.
- Gang Affiliation
 - 38 (10%) had a known gang affiliation.
 - 343 (90%) did not have a known gang affiliation.

District 3 (Portsmouth P&P) – Recidivating Supervisees

(includes the City of Portsmouth)

- 48 (12.6%) of the FY21 community starters from Portsmouth P&P were sentenced to a term of state responsible incarceration or violated parole and were sentenced to a term of state responsible incarceration within three years of their community start date.
- Gender
 - 46 (96%) Male
 - 2 (4%) Female
- Criminal History
 - 7 (15%) had no history of state responsible terms of incarceration.
 - 19 (40%) had exactly one term of state responsible incarceration.
 - 7 (15%) had exactly two terms of state responsible incarceration.
 - 15 (31%) had at least three terms of state responsible incarceration.
- DOC Crime Type
 - 20 (42%) had a “Violent” most serious offense.
 - 20 (42%) had a “Property/Public Order” most serious offense.
 - 8 (17%) had a “Drug” most serious offense.
- Age on FY21 Community Start Date
 - 15 (31%) were younger than age 30.
 - 25 (52%) were between ages 30 and 44.
 - 6 (13%) were between ages 45 and 54.
 - 2 (4%) were age 55 or older.
- Supervision Assignment Level
 - 26 (54%) had a “Medium” supervision assignment level.
 - 19 (40%) had a “High” supervision assignment level.
 - 3 (6%) did not have a supervision assignment level reported.
- History of Positive Drug Tests for Multiple Drugs (Both Opioids and Cocaine)
 - 1 (2%) had no drug test history.
 - 22 (46%) tested negative for opioids or cocaine.
 - 2 (4%) tested positive for opioids only.
 - 6 (13%) tested positive for cocaine only.
 - 17 (35%) tested positive for opioids and cocaine.
- History of Positive Drug Tests for Meth
 - 48 (100%) were not tested or tested negative for meth.
- COMPAS Recidivism Risk Level
 - 5 (10%) were at “Low” risk to recidivate.
 - 19 (40%) were at “Medium” risk to recidivate.
 - 24 (50%) were at “High” risk to recidivate.
- Gang Affiliation
 - 6 (13%) had a known gang affiliation.
 - 42 (88%) did not have a known gang affiliation.



District 4 (Accomac P&P) – All Community Starters

(includes the Counties of Accomack and Northampton)



- 116 of the FY21 community starters had Accomac P&P as their primary supervision location.
- Gender
 - 94 (81%) Male
 - 22 (19%) Female
- Criminal History (prior to FY21 community start date)
 - 46 (40%) had no history of state responsible terms of incarceration.
 - 44 (38%) had exactly one term of state responsible incarceration.
 - 16 (14%) had exactly two terms of state responsible incarceration.
 - 10 (9%) had at least three terms of state responsible incarceration.
- DOC Crime Type
 - 34 (29%) had a “Violent” most serious offense.
 - 54 (47%) had a “Property/Public Order” most serious offense.
 - 21 (18%) had a “Drug” most serious offense.
 - 7 (6%) did not have their offense information reported.
- Age on FY21 Community Start Date
 - 27 (23%) were younger than age 30.
 - 58 (50%) were between ages 30 and 44.
 - 18 (16%) were between ages 45 and 54.
 - 13 (11%) were age 55 or older.
- Supervision Assignment Level
 - 3 (3%) had a “Low” supervision assignment level.
 - 67 (58%) had a “Medium” supervision assignment level.
 - 17 (15%) had a “High” supervision assignment level.
 - 29 (25%) did not have a supervision assignment level reported.
- History of Positive Drug Tests for Multiple Drugs (Both Opioids and Cocaine)
 - 16 (14%) had no drug test history.
 - 35 (30%) tested negative for opioids or cocaine.
 - 7 (6%) tested positive for opioids only.
 - 36 (31%) tested positive for cocaine only.
 - 22 (19%) tested positive for opioids and cocaine.
- History of Positive Drug Test Results for Meth
 - 2 (2%) tested positive for meth.
 - 114 (98%) were not tested or tested negative for meth.
- COMPAS Recidivism Risk Level
 - 32 (28%) were at “Low” risk to recidivate.
 - 31 (27%) were at “Medium” risk to recidivate.
 - 30 (26%) were at “High” risk to recidivate.
 - 23 (20%) did not have a recidivism risk level reported.
- Gang Affiliation
 - 7 (6%) had a known gang affiliation.
 - 109 (94%) did not have a known gang affiliation.

District 4 (Accomac P&P) – Recidivating Supervisees

(includes the Counties of Accomack and Northampton)

- 25 (21.6%) of the FY21 community starters from Accomac P&P were sentenced to a term of state responsible incarceration or violated parole and were sentenced to a term of state responsible incarceration within three years of their community start date.
- Gender
 - 24 (96%) Male
 - 1 (4%) Female
- Criminal History
 - 5 (20%) had no history of state responsible terms of incarceration.
 - 9 (36%) had exactly one term of state responsible incarceration.
 - 5 (20%) had exactly two terms of state responsible incarceration.
 - 6 (24%) had at least three terms of state responsible incarceration.
- DOC Crime Type
 - 8 (32%) had a “Violent” most serious offense.
 - 17 (68%) had a “Property/Public Order” most serious offense.
- Age on FY21 Community Start Date
 - 7 (28%) were younger than age 30.
 - 10 (40%) were between ages 30 and 44.
 - 7 (28%) were between ages 45 and 54.
 - 1 (4%) were age 55 or older.
- Supervision Assignment Level
 - 12 (48%) had a “Medium” supervision assignment level.
 - 8 (32%) had a “High” supervision assignment level.
 - 5 (20%) did not have a supervision assignment level reported.
- History of Positive Drug Tests for Multiple Drugs (Both Opioids and Cocaine)
 - 5 (20%) tested negative for opioids or cocaine.
 - 1 (4%) tested positive for opioids only.
 - 10 (40%) tested positive for cocaine only.
 - 9 (36%) tested positive for opioids and cocaine.
- History of Positive Drug Tests for Meth
 - 25 (100%) were not tested or tested negative for meth.
- COMPAS Recidivism Risk Level
 - 5 (20%) were at “Low” risk to recidivate.
 - 11 (44%) were at “Medium” risk to recidivate.
 - 9 (36%) were at “High” risk to recidivate.
- Gang Affiliation
 - 4 (16%) had a known gang affiliation.
 - 21 (84%) did not have a known gang affiliation.



District 5 (Gloucester P&P) – All Community Starters

(includes the Counties of Gloucester, King and Queen, King William, Mathews, and Middlesex)



- 242 of the FY21 community starters had Gloucester P&P as their primary supervision location.
- Gender
 - 186 (77%) Male
 - 56 (23%) Female
- Criminal History (prior to FY21 community start date)
 - 112 (46%) had no history of state responsible terms of incarceration.
 - 74 (31%) had exactly one term of state responsible incarceration.
 - 31 (13%) had exactly two terms of state responsible incarceration.
 - 25 (10%) had at least three terms of state responsible incarceration.
- DOC Crime Type
 - 66 (27%) had a “Violent” most serious offense.
 - 78 (32%) had a “Property/Public Order” most serious offense.
 - 93 (38%) had a “Drug” most serious offense.
 - 5 (2%) did not have their offense information reported.
- Age on FY21 Community Start Date
 - 60 (25%) were younger than age 30.
 - 114 (47%) were between ages 30 and 44.
 - 38 (16%) were between ages 45 and 54.
 - 30 (12%) were age 55 or older.
- Supervision Assignment Level
 - 5 (2%) had a “Low” supervision assignment level.
 - 193 (80%) had a “Medium” supervision assignment level.
 - 30 (12%) had a “High” supervision assignment level.
 - 14 (6%) did not have a supervision assignment level reported.
- History of Positive Drug Tests for Multiple Drugs (Both Opioids and Cocaine)
 - 10 (4%) had no drug test history.
 - 114 (47%) tested negative for opioids or cocaine.
 - 37 (15%) tested positive for opioids only.
 - 26 (11%) tested positive for cocaine only.
 - 55 (23%) tested positive for opioids and cocaine.
- History of Positive Drug Test Results for Meth
 - 45 (19%) tested positive for meth.
 - 197 (81%) were not tested or tested negative for meth.
- COMPAS Recidivism Risk Level
 - 94 (39%) were at “Low” risk to recidivate.
 - 88 (36%) were at “Medium” risk to recidivate.
 - 53 (22%) were at “High” risk to recidivate.
 - 7 (3%) did not have a recidivism risk level reported.
- Gang Affiliation
 - 10 (4%) had a known gang affiliation.
 - 232 (96%) did not have a known gang affiliation.

District 5 (Gloucester P&P) – Recidivating Supervisees

(includes the Counties of Gloucester, King and Queen, King William, Mathews, and Middlesex)

- 44 (18.2%) of the FY21 community starters from Gloucester P&P were sentenced to a term of state responsible incarceration or violated parole and were sentenced to a term of state responsible incarceration within three years of their community start date.
- Gender
 - 36 (82%) Male
 - 8 (18%) Female
- Criminal History
 - 17 (39%) had no history of state responsible terms of incarceration.
 - 10 (23%) had exactly one term of state responsible incarceration.
 - 12 (27%) had exactly two terms of state responsible incarceration.
 - 5 (11%) had at least three terms of state responsible incarceration.
- DOC Crime Type
 - 9 (20%) had a “Violent” most serious offense.
 - 21 (48%) had a “Property/Public Order” most serious offense.
 - 14 (32%) had a “Drug” most serious offense.
- Age on FY21 Community Start Date
 - 17 (39%) were younger than age 30.
 - 17 (39%) were between ages 30 and 44.
 - 4 (9%) were between ages 45 and 54.
 - 6 (14%) were age 55 or older.
- Supervision Assignment Level
 - 28 (64%) had a “Medium” supervision assignment level.
 - 13 (30%) had a “High” supervision assignment level.
 - 3 (7%) did not have a supervision assignment level reported.
- History of Positive Drug Tests for Multiple Drugs (Both Opioids and Cocaine)
 - 4 (9%) had no drug test history.
 - 13 (30%) tested negative for opioids or cocaine.
 - 7 (16%) tested positive for opioids only.
 - 4 (9%) tested positive for cocaine only.
 - 16 (36%) tested positive for opioids and cocaine.
- History of Positive Drug Tests for Meth
 - 15 (34%) tested positive for meth.
 - 29 (66%) were not tested or tested negative for meth.
- COMPAS Recidivism Risk Level
 - 13 (30%) were at “Low” risk to recidivate.
 - 17 (39%) were at “Medium” risk to recidivate.
 - 14 (32%) were at “High” risk to recidivate.
- Gang Affiliation
 - 3 (7%) had a known gang affiliation.
 - 41 (93%) did not have a known gang affiliation.



District 6 (Suffolk P&P) – All Community Starters

(includes the County of Isle of Wight and the City of Suffolk)



- 319 of the FY21 community starters had Suffolk P&P as their primary supervision location.
- Gender
 - 260 (82%) Male
 - 59 (18%) Female
- Criminal History (prior to FY21 community start date)
 - 111 (35%) had no history of state responsible terms of incarceration.
 - 104 (33%) had exactly one term of state responsible incarceration.
 - 50 (16%) had exactly two terms of state responsible incarceration.
 - 54 (17%) had at least three terms of state responsible incarceration.
- DOC Crime Type
 - 108 (34%) had a “Violent” most serious offense.
 - 134 (42%) had a “Property/Public Order” most serious offense.
 - 70 (22%) had a “Drug” most serious offense.
 - 7 (2%) did not have their offense information reported.
- Age on FY21 Community Start Date
 - 97 (30%) were younger than age 30.
 - 139 (44%) were between ages 30 and 44.
 - 52 (16%) were between ages 45 and 54.
 - 31 (10%) were age 55 or older.
- Supervision Assignment Level
 - 13 (4%) had a “Low” supervision assignment level.
 - 214 (67%) had a “Medium” supervision assignment level.
 - 39 (12%) had a “High” supervision assignment level.
 - 53 (17%) did not have a supervision assignment level reported.
- History of Positive Drug Tests for Multiple Drugs (Both Opioids and Cocaine)
 - 26 (8%) had no drug test history.
 - 139 (44%) tested negative for opioids or cocaine.
 - 24 (8%) tested positive for opioids only.
 - 64 (20%) tested positive for cocaine only.
 - 66 (21%) tested positive for opioids and cocaine.
- History of Positive Drug Test Results for Meth
 - 1 (<1%) tested positive for meth.
 - 318 (>99%) were not tested or tested negative for meth.
- COMPAS Recidivism Risk Level
 - 84 (26%) were at “Low” risk to recidivate.
 - 127 (40%) were at “Medium” risk to recidivate.
 - 73 (23%) were at “High” risk to recidivate.
 - 35 (11%) did not have a recidivism risk level reported.
- Gang Affiliation
 - 23 (7%) had a known gang affiliation.
 - 296 (93%) did not have a known gang affiliation.

District 6 (Suffolk P&P) – Recidivating Supervisees

(includes the County of Isle of Wight and the City of Suffolk)

- 53 (16.6%) of the FY21 community starters from Suffolk P&P were sentenced to a term of state responsible incarceration or violated parole and were sentenced to a term of state responsible incarceration within three years of their community start date.
- Gender
 - 48 (91%) Male
 - 5 (9%) Female
- Criminal History
 - 17 (32%) had no history of state responsible terms of incarceration.
 - 14 (26%) had exactly one term of state responsible incarceration.
 - 9 (17%) had exactly two terms of state responsible incarceration.
 - 13 (25%) had at least three terms of state responsible incarceration.
- DOC Crime Type
 - 19 (36%) had a “Violent” most serious offense.
 - 28 (53%) had a “Property/Public Order” most serious offense.
 - 6 (11%) had a “Drug” most serious offense.
- Age on FY21 Community Start Date
 - 22 (42%) were younger than age 30.
 - 19 (36%) were between ages 30 and 44.
 - 7 (13%) were between ages 45 and 54.
 - 5 (9%) were age 55 or older.
- Supervision Assignment Level
 - 36 (68%) had a “Medium” supervision assignment level.
 - 10 (19%) had a “High” supervision assignment level.
 - 7 (13%) did not have a supervision assignment level reported.
- History of Positive Drug Tests for Multiple Drugs (Both Opioids and Cocaine)
 - 3 (6%) had no drug test history.
 - 17 (32%) tested negative for opioids or cocaine.
 - 6 (11%) tested positive for opioids only.
 - 14 (26%) tested positive for cocaine only.
 - 13 (25%) tested positive for opioids and cocaine.
- History of Positive Drug Tests for Meth
 - 53 (100%) were not tested or tested negative for meth.
- COMPAS Recidivism Risk Level
 - 11 (21%) were at “Low” risk to recidivate.
 - 25 (47%) were at “Medium” risk to recidivate.
 - 17 (32%) were at “High” risk to recidivate.
- Gang Affiliation
 - 7 (13%) had a known gang affiliation.
 - 46 (87%) did not have a known gang affiliation.



District 7 (Petersburg P&P) – All Community Starters

(includes the Counties of Amelia, Dinwiddie, Nottoway, and Powhatan, and the City of Petersburg)



- 371 of the FY21 community starters had Petersburg P&P as their primary supervision location.
- Gender
 - 309 (83%) Male
 - 62 (17%) Female
- Criminal History (prior to FY21 community start date)
 - 154 (42%) had no history of state responsible terms of incarceration.
 - 115 (31%) had exactly one term of state responsible incarceration.
 - 49 (13%) had exactly two terms of state responsible incarceration.
 - 53 (14%) had at least three terms of state responsible incarceration.
- DOC Crime Type
 - 122 (33%) had a “Violent” most serious offense.
 - 128 (35%) had a “Property/Public Order” most serious offense.
 - 118 (32%) had a “Drug” most serious offense.
 - 3 (1%) did not have their offense information reported.
- Age on FY21 Community Start Date
 - 127 (34%) were younger than age 30.
 - 165 (44%) were between ages 30 and 44.
 - 51 (14%) were between ages 45 and 54.
 - 28 (8%) were age 55 or older.
- Supervision Assignment Level
 - 6 (2%) had a “Low” supervision assignment level.
 - 279 (75%) had a “Medium” supervision assignment level.
 - 53 (14%) had a “High” supervision assignment level.
 - 33 (9%) did not have a supervision assignment level reported.
- History of Positive Drug Tests for Multiple Drugs (Both Opioids and Cocaine)
 - 9 (2%) had no drug test history.
 - 174 (47%) tested negative for opioids or cocaine.
 - 37 (10%) tested positive for opioids only.
 - 89 (24%) tested positive for cocaine only.
 - 62 (17%) tested positive for opioids and cocaine.
- History of Positive Drug Test Results for Meth
 - 8 (2%) tested positive for meth.
 - 363 (98%) were not tested or tested negative for meth.
- COMPAS Recidivism Risk Level
 - 92 (25%) were at “Low” risk to recidivate.
 - 147 (40%) were at “Medium” risk to recidivate.
 - 112 (30%) were at “High” risk to recidivate.
 - 20 (5%) did not have a recidivism risk level reported.
- Gang Affiliation
 - 23 (6%) had a known gang affiliation.
 - 348 (94%) did not have a known gang affiliation.

District 7 (Petersburg P&P) – Recidivating Supervisees

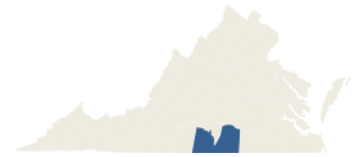
(includes the Counties of Amelia, Dinwiddie, Nottoway, and Powhatan, and the City of Petersburg)

- 54 (14.6%) of the FY21 community starters from Petersburg P&P were sentenced to a term of state responsible incarceration or violated parole and were sentenced to a term of state responsible incarceration within three years of their community start date.
- Gender
 - 46 (85%) Male
 - 8 (15%) Female
- Criminal History
 - 19 (35%) had no history of state responsible terms of incarceration.
 - 19 (35%) had exactly one term of state responsible incarceration.
 - 5 (9%) had exactly two terms of state responsible incarceration.
 - 11 (20%) had at least three terms of state responsible incarceration.
- DOC Crime Type
 - 16 (30%) had a “Violent” most serious offense.
 - 26 (48%) had a “Property/Public Order” most serious offense.
 - 12 (22%) had a “Drug” most serious offense.
- Age on FY21 Community Start Date
 - 26 (48%) were younger than age 30.
 - 22 (41%) were between ages 30 and 44.
 - 2 (4%) were between ages 45 and 54.
 - 4 (7%) were age 55 or older.
- Supervision Assignment Level
 - 32 (59%) had a “Medium” supervision assignment level.
 - 12 (22%) had a “High” supervision assignment level.
 - 10 (19%) did not have a supervision assignment level reported.
- History of Positive Drug Tests for Multiple Drugs (Both Opioids and Cocaine)
 - 4 (7%) had no drug test history.
 - 24 (44%) tested negative for opioids or cocaine.
 - 5 (9%) tested positive for opioids only.
 - 8 (15%) tested positive for cocaine only.
 - 13 (24%) tested positive for opioids and cocaine.
- History of Positive Drug Tests for Meth
 - 3 (6%) tested positive for meth.
 - 51 (94%) were not tested or tested negative for meth.
- COMPAS Recidivism Risk Level
 - 9 (17%) were at “Low” risk to recidivate.
 - 23 (43%) were at “Medium” risk to recidivate.
 - 22 (41%) were at “High” risk to recidivate.
- Gang Affiliation
 - 5 (9%) had a known gang affiliation.
 - 49 (91%) did not have a known gang affiliation.



District 8 (South Boston P&P) – All Community Starters

(includes the Counties of Halifax, Lunenburg, and Mecklenburg)



- 386 of the FY21 community starters had South Boston P&P as their primary supervision location.
- Gender
 - 310 (80%) Male
 - 76 (20%) Female
- Criminal History (prior to FY21 community start date)
 - 174 (45%) had no history of state responsible terms of incarceration.
 - 123 (32%) had exactly one term of state responsible incarceration.
 - 45 (12%) had exactly two terms of state responsible incarceration.
 - 44 (11%) had at least three terms of state responsible incarceration.
- DOC Crime Type
 - 113 (29%) had a “Violent” most serious offense.
 - 162 (42%) had a “Property/Public Order” most serious offense.
 - 108 (28%) had a “Drug” most serious offense.
 - 3 (1%) did not have their offense information reported.
- Age on FY21 Community Start Date
 - 117 (30%) were younger than age 30.
 - 169 (44%) were between ages 30 and 44.
 - 60 (16%) were between ages 45 and 54.
 - 40 (10%) were age 55 or older.
- Supervision Assignment Level
 - 24 (6%) had a “Low” supervision assignment level.
 - 236 (61%) had a “Medium” supervision assignment level.
 - 46 (12%) had a “High” supervision assignment level.
 - 80 (21%) did not have a supervision assignment level reported.
- History of Positive Drug Tests for Multiple Drugs (Both Opioids and Cocaine)
 - 50 (13%) had no drug test history.
 - 214 (55%) tested negative for opioids or cocaine.
 - 32 (8%) tested positive for opioids only.
 - 62 (16%) tested positive for cocaine only.
 - 28 (7%) tested positive for opioids and cocaine.
- History of Positive Drug Test Results for Meth
 - 10 (3%) tested positive for meth.
 - 376 (97%) were not tested or tested negative for meth.
- COMPAS Recidivism Risk Level
 - 121 (31%) were at “Low” risk to recidivate.
 - 140 (36%) were at “Medium” risk to recidivate.
 - 66 (17%) were at “High” risk to recidivate.
 - 59 (15%) did not have a recidivism risk level reported.
- Gang Affiliation
 - 16 (4%) had a known gang affiliation.
 - 370 (96%) did not have a known gang affiliation.

District 8 (South Boston P&P) – Recidivating Supervisees

(includes the Counties of Halifax, Lunenburg, and Mecklenburg)

- 50 (13.0%) of the FY21 community starters from South Boston P&P were sentenced to a term of state responsible incarceration or violated parole and were sentenced to a term of state responsible incarceration within three years of their community start date.
- Gender
 - 45 (90%) Male
 - 5 (10%) Female
- Criminal History
 - 11 (22%) had no history of state responsible terms of incarceration.
 - 17 (34%) had exactly one term of state responsible incarceration.
 - 11 (22%) had exactly two terms of state responsible incarceration.
 - 11 (22%) had at least three terms of state responsible incarceration.
- DOC Crime Type
 - 15 (30%) had a “Violent” most serious offense.
 - 27 (54%) had a “Property/Public Order” most serious offense.
 - 8 (16%) had a “Drug” most serious offense.
- Age on FY21 Community Start Date
 - 16 (32%) were younger than age 30.
 - 24 (48%) were between ages 30 and 44.
 - 7 (14%) were between ages 45 and 54.
 - 3 (6%) were age 55 or older.
- Supervision Assignment Level
 - 3 (6%) had a “Low” supervision assignment level.
 - 24 (48%) had a “Medium” supervision assignment level.
 - 13 (26%) had a “High” supervision assignment level.
 - 10 (20%) did not have a supervision assignment level reported.
- History of Positive Drug Tests for Multiple Drugs (Both Opioids and Cocaine)
 - 4 (8%) had no drug test history.
 - 26 (52%) tested negative for opioids or cocaine.
 - 6 (12%) tested positive for opioids only.
 - 9 (18%) tested positive for cocaine only.
 - 5 (10%) tested positive for opioids and cocaine.
- History of Positive Drug Tests for Meth
 - 3 (6%) tested positive for meth.
 - 47 (94%) were not tested or tested negative for meth.
- COMPAS Recidivism Risk Level
 - 10 (20%) were at “Low” risk to recidivate.
 - 25 (50%) were at “Medium” risk to recidivate.
 - 15 (30%) were at “High” risk to recidivate.
- Gang Affiliation
 - 1 (2%) had a known gang affiliation.
 - 49 (98%) did not have a known gang affiliation.



District 9 (Charlottesville P&P) – All Community Starters

(includes the Counties of Albemarle, Fluvanna, Goochland, and Louisa, and the City of Charlottesville)



- 457 of the FY21 community starters had Charlottesville P&P as their primary supervision location.
- Gender
 - 374 (82%) Male
 - 83 (18%) Female
- Criminal History (prior to FY21 community start date)
 - 174 (38%) had no history of state responsible terms of incarceration.
 - 140 (31%) had exactly one term of state responsible incarceration.
 - 66 (14%) had exactly two terms of state responsible incarceration.
 - 77 (17%) had at least three terms of state responsible incarceration.
- DOC Crime Type
 - 159 (35%) had a “Violent” most serious offense.
 - 167 (37%) had a “Property/Public Order” most serious offense.
 - 123 (27%) had a “Drug” most serious offense.
 - 8 (2%) did not have their offense information reported.
- Age on FY21 Community Start Date
 - 131 (29%) were younger than age 30.
 - 207 (45%) were between ages 30 and 44.
 - 74 (16%) were between ages 45 and 54.
 - 45 (10%) were age 55 or older.
- Supervision Assignment Level
 - 38 (8%) had a “Low” supervision assignment level.
 - 265 (58%) had a “Medium” supervision assignment level.
 - 83 (18%) had a “High” supervision assignment level.
 - 71 (16%) did not have a supervision assignment level reported.
- History of Positive Drug Tests for Multiple Drugs (Both Opioids and Cocaine)
 - 23 (5%) had no drug test history.
 - 208 (46%) tested negative for opioids or cocaine.
 - 73 (16%) tested positive for opioids only.
 - 90 (20%) tested positive for cocaine only.
 - 63 (14%) tested positive for opioids and cocaine.
- History of Positive Drug Test Results for Meth
 - 12 (3%) tested positive for meth.
 - 445 (97%) were not tested or tested negative for meth.
- COMPAS Recidivism Risk Level
 - 130 (28%) were at “Low” risk to recidivate.
 - 156 (34%) were at “Medium” risk to recidivate.
 - 124 (27%) were at “High” risk to recidivate.
 - 47 (10%) did not have a recidivism risk level reported.
- Gang Affiliation
 - 35 (8%) had a known gang affiliation.
 - 422 (92%) did not have a known gang affiliation.

District 9 (Charlottesville P&P) – Recidivating Supervisees

(includes the Counties of Albemarle, Fluvanna, Goochland, and Louisa, and the City of Charlottesville)



- 88 (19.3%) of the FY21 community starters from Charlottesville P&P were sentenced to a term of state responsible incarceration or violated parole and were sentenced to a term of state responsible incarceration within three years of their community start date.
- Gender
 - 80 (91%) Male
 - 8 (9%) Female
- Criminal History
 - 23 (26%) had no history of state responsible terms of incarceration.
 - 29 (33%) had exactly one term of state responsible incarceration.
 - 19 (22%) had exactly two terms of state responsible incarceration.
 - 17 (19%) had at least three terms of state responsible incarceration.
- DOC Crime Type
 - 42 (48%) had a “Violent” most serious offense.
 - 33 (38%) had a “Property/Public Order” most serious offense.
 - 13 (15%) had a “Drug” most serious offense.
- Age on FY21 Community Start Date
 - 26 (30%) were younger than age 30.
 - 42 (48%) were between ages 30 and 44.
 - 14 (16%) were between ages 45 and 54.
 - 6 (7%) were age 55 or older.
- Supervision Assignment Level
 - 4 (5%) had a “Low” supervision assignment level.
 - 39 (44%) had a “Medium” supervision assignment level.
 - 30 (34%) had a “High” supervision assignment level.
 - 15 (17%) did not have a supervision assignment level reported.
- History of Positive Drug Tests for Multiple Drugs (Both Opioids and Cocaine)
 - 6 (7%) had no drug test history.
 - 27 (31%) tested negative for opioids or cocaine.
 - 14 (16%) tested positive for opioids only.
 - 24 (27%) tested positive for cocaine only.
 - 17 (19%) tested positive for opioids and cocaine.
- History of Positive Drug Tests for Meth
 - 6 (7%) tested positive for meth.
 - 82 (93%) were not tested or tested negative for meth.
- COMPAS Recidivism Risk Level
 - 21 (24%) were at “Low” risk to recidivate.
 - 29 (33%) were at “Medium” risk to recidivate.
 - 35 (40%) were at “High” risk to recidivate.
 - 3 (3%) did not have a recidivism risk level reported.
- Gang Affiliation
 - 14 (16%) had a known gang affiliation.
 - 74 (84%) did not have a known gang affiliation.

District 10 (Arlington P&P) – All Community Starters

(includes the County of Arlington and the City of Falls Church)

- 242 of the FY21 community starters had Arlington P&P as their primary supervision location.
- Gender
 - 202 (83%) Male
 - 40 (17%) Female
- Criminal History (prior to FY21 community start date)
 - 134 (55%) had no history of state responsible terms of incarceration.
 - 68 (28%) had exactly one term of state responsible incarceration.
 - 23 (10%) had exactly two terms of state responsible incarceration.
 - 17 (7%) had at least three terms of state responsible incarceration.
- DOC Crime Type
 - 58 (24%) had a “Violent” most serious offense.
 - 94 (39%) had a “Property/Public Order” most serious offense.
 - 83 (34%) had a “Drug” most serious offense.
 - 7 (3%) did not have their offense information reported.
- Age on FY21 Community Start Date
 - 70 (29%) were younger than age 30.
 - 110 (45%) were between ages 30 and 44.
 - 32 (13%) were between ages 45 and 54.
 - 30 (12%) were age 55 or older.
- Supervision Assignment Level
 - 12 (5%) had a “Low” supervision assignment level.
 - 61 (25%) had a “Medium” supervision assignment level.
 - 24 (10%) had a “High” supervision assignment level.
 - 145 (60%) did not have a supervision assignment level reported.
- History of Positive Drug Tests for Multiple Drugs (Both Opioids and Cocaine)
 - 69 (29%) had no drug test history.
 - 124 (51%) tested negative for opioids or cocaine.
 - 14 (6%) tested positive for opioids only.
 - 19 (8%) tested positive for cocaine only.
 - 16 (7%) tested positive for opioids and cocaine.
- History of Positive Drug Test Results for Meth
 - 242 (100%) were not tested or tested negative for meth.
- COMPAS Recidivism Risk Level
 - 39 (16%) were at “Low” risk to recidivate.
 - 41 (17%) were at “Medium” risk to recidivate.
 - 51 (21%) were at “High” risk to recidivate.
 - 111 (46%) did not have a recidivism risk level reported.
- Gang Affiliation
 - 6 (2%) had a known gang affiliation.
 - 236 (98%) did not have a known gang affiliation.



District 10 (Arlington P&P) – Recidivating Supervisees

(includes the County of Arlington and the City of Falls Church)

- 19 (7.9%) of the FY21 community starters from Arlington P&P were sentenced to a term of state responsible incarceration or violated parole and were sentenced to a term of state responsible incarceration within three years of their community start date.
- Gender
 - 17 (89%) Male
 - 2 (11%) Female
- Criminal History
 - 10 (53%) had no history of state responsible terms of incarceration.
 - 4 (21%) had exactly one term of state responsible incarceration.
 - 2 (11%) had exactly two terms of state responsible incarceration.
 - 3 (16%) had at least three terms of state responsible incarceration.
- DOC Crime Type
 - 3 (16%) had a “Violent” most serious offense.
 - 11 (58%) had a “Property/Public Order” most serious offense.
 - 5 (26%) had a “Drug” most serious offense.
- Age on FY21 Community Start Date
 - 6 (32%) were younger than age 30.
 - 11 (58%) were between ages 30 and 44.
 - 1 (5%) were between ages 45 and 54.
 - 1 (5%) were age 55 or older.
- Supervision Assignment Level
 - 1 (5%) had a “Low” supervision assignment level.
 - 6 (32%) had a “Medium” supervision assignment level.
 - 5 (26%) had a “High” supervision assignment level.
 - 7 (37%) did not have a supervision assignment level reported.
- History of Positive Drug Tests for Multiple Drugs (Both Opioids and Cocaine)
 - 4 (21%) had no drug test history.
 - 7 (37%) tested negative for opioids or cocaine.
 - 4 (21%) tested positive for opioids only.
 - 3 (16%) tested positive for cocaine only.
 - 1 (5%) tested positive for opioids and cocaine.
- History of Positive Drug Tests for Meth
 - 19 (100%) were not tested or tested negative for meth.
- COMPAS Recidivism Risk Level
 - 3 (16%) were at “Low” risk to recidivate.
 - 6 (32%) were at “Medium” risk to recidivate.
 - 8 (42%) were at “High” risk to recidivate.
 - 2 (11%) did not have a recidivism risk level reported.
- Gang Affiliation
 - 1 (5%) had a known gang affiliation.
 - 18 (95%) did not have a known gang affiliation.



District 11 (Winchester P&P) – All Community Starters

(includes the Counties of Clarke, Frederick, Shenandoah, and Warren, and the City of Winchester)



- 673 of the FY21 community starters had Winchester P&P as their primary supervision location.
- Gender
 - 495 (74%) Male
 - 178 (26%) Female
- Criminal History (prior to FY21 community start date)
 - 353 (52%) had no history of state responsible terms of incarceration.
 - 170 (25%) had exactly one term of state responsible incarceration.
 - 85 (13%) had exactly two terms of state responsible incarceration.
 - 65 (10%) had at least three terms of state responsible incarceration.
- DOC Crime Type
 - 136 (20%) had a “Violent” most serious offense.
 - 235 (35%) had a “Property/Public Order” most serious offense.
 - 286 (42%) had a “Drug” most serious offense.
 - 16 (2%) did not have their offense information reported.
- Age on FY21 Community Start Date
 - 218 (32%) were younger than age 30.
 - 335 (50%) were between ages 30 and 44.
 - 80 (12%) were between ages 45 and 54.
 - 40 (6%) were age 55 or older.
- Supervision Assignment Level
 - 56 (8%) had a “Low” supervision assignment level.
 - 391 (58%) had a “Medium” supervision assignment level.
 - 119 (18%) had a “High” supervision assignment level.
 - 107 (16%) did not have a supervision assignment level reported.
- History of Positive Drug Tests for Multiple Drugs (Both Opioids and Cocaine)
 - 71 (11%) had no drug test history.
 - 296 (44%) tested negative for opioids or cocaine.
 - 140 (21%) tested positive for opioids only.
 - 70 (10%) tested positive for cocaine only.
 - 96 (14%) tested positive for opioids and cocaine.
- History of Positive Drug Test Results for Meth
 - 71 (11%) tested positive for meth.
 - 602 (89%) were not tested or tested negative for meth.
- COMPAS Recidivism Risk Level
 - 133 (20%) were at “Low” risk to recidivate.
 - 198 (29%) were at “Medium” risk to recidivate.
 - 214 (32%) were at “High” risk to recidivate.
 - 128 (19%) did not have a recidivism risk level reported.
- Gang Affiliation
 - 43 (6%) had a known gang affiliation.
 - 630 (94%) did not have a known gang affiliation.

District 11 (Winchester P&P) – Recidivating Supervisees

(includes the Counties of Clarke, Frederick, Shenandoah, and Warren, and the City of Winchester)

- 147 (21.8%) of the FY21 community starters from Winchester P&P were sentenced to a term of state responsible incarceration or violated parole and were sentenced to a term of state responsible incarceration within three years of their community start date.
- Gender
 - 124 (84%) Male
 - 23 (16%) Female
- Criminal History
 - 50 (34%) had no history of state responsible terms of incarceration.
 - 40 (27%) had exactly one term of state responsible incarceration.
 - 29 (20%) had exactly two terms of state responsible incarceration.
 - 28 (19%) had at least three terms of state responsible incarceration.
- DOC Crime Type
 - 34 (23%) had a “Violent” most serious offense.
 - 62 (42%) had a “Property/Public Order” most serious offense.
 - 49 (33%) had a “Drug” most serious offense.
 - 2 (1%) did not have their offense information reported.
- Age on FY21 Community Start Date
 - 46 (31%) were younger than age 30.
 - 82 (56%) were between ages 30 and 44.
 - 15 (10%) were between ages 45 and 54.
 - 4 (3%) were age 55 or older.
- Supervision Assignment Level
 - 2 (1%) had a “Low” supervision assignment level.
 - 89 (61%) had a “Medium” supervision assignment level.
 - 50 (34%) had a “High” supervision assignment level.
 - 6 (4%) did not have a supervision assignment level reported.
- History of Positive Drug Tests for Multiple Drugs (Both Opioids and Cocaine)
 - 4 (3%) had no drug test history.
 - 56 (38%) tested negative for opioids or cocaine.
 - 30 (20%) tested positive for opioids only.
 - 27 (18%) tested positive for cocaine only.
 - 30 (20%) tested positive for opioids and cocaine.
- History of Positive Drug Tests for Meth
 - 20 (14%) tested positive for meth.
 - 127 (86%) were not tested or tested negative for meth.
- COMPAS Recidivism Risk Level
 - 17 (12%) were at “Low” risk to recidivate.
 - 41 (28%) were at “Medium” risk to recidivate.
 - 81 (55%) were at “High” risk to recidivate.
 - 8 (5%) did not have a recidivism risk level reported.
- Gang Affiliation
 - 16 (11%) had a known gang affiliation.
 - 131 (89%) did not have a known gang affiliation.



District 12 (Staunton P&P) – All Community Starters

(included the Counties of Augusta, Bath, Highland, and Rockbridge, and the Cities of Buena Vista, Lexington, Staunton, and Waynesboro)



- 538 of the FY21 community starters had Staunton P&P as their primary supervision location.
- Gender
 - 403 (75%) Male
 - 134 (25%) Female
 - 1 (<1%) Other
- Criminal History (prior to FY21 community start date)
 - 261 (49%) had no history of state responsible terms of incarceration.
 - 147 (27%) had exactly one term of state responsible incarceration.
 - 84 (16%) had exactly two terms of state responsible incarceration.
 - 46 (9%) had at least three terms of state responsible incarceration.
- DOC Crime Type
 - 141 (26%) had a “Violent” most serious offense.
 - 190 (35%) had a “Property/Public Order” most serious offense.
 - 201 (37%) had a “Drug” most serious offense.
 - 6 (1%) did not have their offense information reported.
- Age on FY21 Community Start Date
 - 155 (29%) were younger than age 30.
 - 268 (50%) were between ages 30 and 44.
 - 81 (15%) were between ages 45 and 54.
 - 34 (6%) were age 55 or older.
- Supervision Assignment Level
 - 42 (8%) had a “Low” supervision assignment level.
 - 342 (64%) had a “Medium” supervision assignment level.
 - 94 (17%) had a “High” supervision assignment level.
 - 60 (11%) did not have a supervision assignment level reported.
- History of Positive Drug Tests for Multiple Drugs (Both Opioids and Cocaine)
 - 34 (6%) had no drug test history.
 - 1 (<1%) were not tested for opioids or cocaine.
 - 371 (69%) tested negative for opioids or cocaine.
 - 72 (13%) tested positive for opioids only.
 - 43 (8%) tested positive for cocaine only.
 - 17 (3%) tested positive for opioids and cocaine.
- History of Positive Drug Test Results for Meth
 - 50 (9%) tested positive for meth.
 - 488 (91%) were not tested or tested negative for meth.
- COMPAS Recidivism Risk Level
 - 135 (25%) were at “Low” risk to recidivate.
 - 208 (39%) were at “Medium” risk to recidivate.
 - 150 (28%) were at “High” risk to recidivate.
 - 45 (8%) did not have a recidivism risk level reported.
- Gang Affiliation
 - 19 (4%) had a known gang affiliation.
 - 519 (96%) did not have a known gang affiliation.

District 12 (Staunton P&P) – Recidivating Supervisees

(included the Counties of Augusta, Bath, Highland, and Rockbridge, and the Cities of Buena Vista, Lexington, Staunton, and Waynesboro)



- 124 (23.0%) of the FY21 community starters from Staunton P&P were sentenced to a term of state responsible incarceration or violated parole and were sentenced to a term of state responsible incarceration within three years of their community start date.
- Gender
 - 101 (81%) Male
 - 23 (19%) Female
- Criminal History
 - 40 (32%) had no history of state responsible terms of incarceration.
 - 35 (28%) had exactly one term of state responsible incarceration.
 - 26 (21%) had exactly two terms of state responsible incarceration.
 - 23 (19%) had at least three terms of state responsible incarceration.
- DOC Crime Type
 - 38 (31%) had a “Violent” most serious offense.
 - 53 (43%) had a “Property/Public Order” most serious offense.
 - 33 (27%) had a “Drug” most serious offense.
- Age on FY21 Community Start Date
 - 43 (35%) were younger than age 30.
 - 67 (54%) were between ages 30 and 44.
 - 12 (10%) were between ages 45 and 54.
 - 2 (2%) were age 55 or older.
- Supervision Assignment Level
 - 3 (2%) had a “Low” supervision assignment level.
 - 61 (49%) had a “Medium” supervision assignment level.
 - 39 (31%) had a “High” supervision assignment level.
 - 21 (17%) did not have a supervision assignment level reported.
- History of Positive Drug Tests for Multiple Drugs (Both Opioids and Cocaine)
 - 8 (6%) had no drug test history.
 - 75 (60%) tested negative for opioids or cocaine.
 - 19 (15%) tested positive for opioids only.
 - 14 (11%) tested positive for cocaine only.
 - 8 (6%) tested positive for opioids and cocaine.
- History of Positive Drug Tests for Meth
 - 15 (12%) tested positive for meth.
 - 109 (88%) were not tested or tested negative for meth.
- COMPAS Recidivism Risk Level
 - 12 (10%) were at “Low” risk to recidivate.
 - 52 (42%) were at “Medium” risk to recidivate.
 - 59 (48%) were at “High” risk to recidivate.
 - 1 (1%) did not have a recidivism risk level reported.
- Gang Affiliation
 - 10 (8%) had a known gang affiliation.
 - 114 (92%) did not have a known gang affiliation.

District 13 (Lynchburg P&P) – All Community Starters

(includes the Counties of Amherst, Campbell, and Nelson, and the City of Lynchburg)



- 597 of the FY21 community starters had Lynchburg P&P as their primary supervision location.
- Gender
 - 448 (75%) Male
 - 149 (25%) Female
- Criminal History (prior to FY21 community start date)
 - 259 (43%) had no history of state responsible terms of incarceration.
 - 173 (29%) had exactly one term of state responsible incarceration.
 - 73 (12%) had exactly two terms of state responsible incarceration.
 - 92 (15%) had at least three terms of state responsible incarceration.
- DOC Crime Type
 - 168 (28%) had a “Violent” most serious offense.
 - 208 (35%) had a “Property/Public Order” most serious offense.
 - 173 (29%) had a “Drug” most serious offense.
 - 48 (8%) did not have their offense information reported.
- Age on FY21 Community Start Date
 - 172 (29%) were younger than age 30.
 - 267 (45%) were between ages 30 and 44.
 - 90 (15%) were between ages 45 and 54.
 - 68 (11%) were age 55 or older.
- Supervision Assignment Level
 - 45 (8%) had a “Low” supervision assignment level.
 - 428 (72%) had a “Medium” supervision assignment level.
 - 1 (<1%) had an “Elevated” supervision assignment level.
 - 71 (12%) had a “High” supervision assignment level.
 - 52 (9%) did not have a supervision assignment level reported.
- History of Positive Drug Tests for Multiple Drugs (Both Opioids and Cocaine)
 - 56 (9%) had no drug test history.
 - 325 (54%) tested negative for opioids or cocaine.
 - 54 (9%) tested positive for opioids only.
 - 122 (20%) tested positive for cocaine only.
 - 40 (7%) tested positive for opioids and cocaine.
- History of Positive Drug Test Results for Meth
 - 7 (1%) tested positive for meth.
 - 590 (99%) were not tested or tested negative for meth.
- COMPAS Recidivism Risk Level
 - 123 (21%) were at “Low” risk to recidivate.
 - 192 (32%) were at “Medium” risk to recidivate.
 - 233 (39%) were at “High” risk to recidivate.
 - 49 (8%) did not have a recidivism risk level reported.
- Gang Affiliation
 - 42 (7%) had a known gang affiliation.
 - 555 (93%) did not have a known gang affiliation.

District 13 (Lynchburg P&P) – Recidivating Supervisees

(includes the Counties of Amherst, Campbell, and Nelson, and the City of Lynchburg)

- 87 (14.6%) of the FY21 community starters from Lynchburg P&P were sentenced to a term of state responsible incarceration or violated parole and were sentenced to a term of state responsible incarceration within three years of their community start date.
- Gender
 - 79 (91%) Male
 - 8 (9%) Female
- Criminal History
 - 28 (32%) had no history of state responsible terms of incarceration.
 - 25 (29%) had exactly one term of state responsible incarceration.
 - 12 (14%) had exactly two terms of state responsible incarceration.
 - 22 (25%) had at least three terms of state responsible incarceration.
- DOC Crime Type
 - 26 (30%) had a “Violent” most serious offense.
 - 37 (43%) had a “Property/Public Order” most serious offense.
 - 19 (22%) had a “Drug” most serious offense.
 - 5 (6%) did not have their offense information reported.
- Age on FY21 Community Start Date
 - 35 (40%) were younger than age 30.
 - 41 (47%) were between ages 30 and 44.
 - 9 (10%) were between ages 45 and 54.
 - 2 (2%) were age 55 or older.
- Supervision Assignment Level
 - 59 (68%) had a “Medium” supervision assignment level.
 - 21 (24%) had a “High” supervision assignment level.
 - 7 (8%) did not have a supervision assignment level reported.
- History of Positive Drug Tests for Multiple Drugs (Both Opioids and Cocaine)
 - 8 (9%) had no drug test history.
 - 42 (48%) tested negative for opioids or cocaine.
 - 9 (10%) tested positive for opioids only.
 - 18 (21%) tested positive for cocaine only.
 - 10 (11%) tested positive for opioids and cocaine.
- History of Positive Drug Tests for Meth
 - 1 (1%) tested positive for meth.
 - 86 (99%) were not tested or tested negative for meth.
- COMPAS Recidivism Risk Level
 - 9 (10%) were at “Low” risk to recidivate.
 - 24 (28%) were at “Medium” risk to recidivate.
 - 54 (62%) were at “High” risk to recidivate.
- Gang Affiliation
 - 13 (15%) had a known gang affiliation.
 - 74 (85%) did not have a known gang affiliation.



District 14 (Danville P&P) – All Community Starters

(includes the County of Pittsylvania and the City of Danville)



- 401 of the FY21 community starters had Danville P&P as their primary supervision location.
- Gender
 - 298 (74%) Male
 - 103 (26%) Female
- Criminal History (prior to FY21 community start date)
 - 158 (39%) had no history of state responsible terms of incarceration.
 - 129 (32%) had exactly one term of state responsible incarceration.
 - 63 (16%) had exactly two terms of state responsible incarceration.
 - 51 (13%) had at least three terms of state responsible incarceration.
- DOC Crime Type
 - 109 (27%) had a “Violent” most serious offense.
 - 182 (45%) had a “Property/Public Order” most serious offense.
 - 101 (25%) had a “Drug” most serious offense.
 - 9 (2%) did not have their offense information reported.
- Age on FY21 Community Start Date
 - 92 (23%) were younger than age 30.
 - 184 (46%) were between ages 30 and 44.
 - 74 (18%) were between ages 45 and 54.
 - 51 (13%) were age 55 or older.
- Supervision Assignment Level
 - 83 (21%) had a “Low” supervision assignment level.
 - 213 (53%) had a “Medium” supervision assignment level.
 - 42 (10%) had a “High” supervision assignment level.
 - 63 (16%) did not have a supervision assignment level reported.
- History of Positive Drug Tests for Multiple Drugs (Both Opioids and Cocaine)
 - 74 (18%) had no drug test history.
 - 188 (47%) tested negative for opioids or cocaine.
 - 33 (8%) tested positive for opioids only.
 - 70 (17%) tested positive for cocaine only.
 - 36 (9%) tested positive for opioids and cocaine.
- History of Positive Drug Test Results for Meth
 - 401 (100%) were not tested or tested negative for meth.
- COMPAS Recidivism Risk Level
 - 99 (25%) were at “Low” risk to recidivate.
 - 145 (36%) were at “Medium” risk to recidivate.
 - 104 (26%) were at “High” risk to recidivate.
 - 53 (13%) did not have a recidivism risk level reported.
- Gang Affiliation
 - 21 (5%) had a known gang affiliation.
 - 380 (95%) did not have a known gang affiliation.

District 14 (Danville P&P) – Recidivating Supervisees

(includes the County of Pittsylvania and the City of Danville)

- 63 (15.7%) of the FY21 community starters from Danville P&P were sentenced to a term of state responsible incarceration or violated parole and were sentenced to a term of state responsible incarceration within three years of their community start date.
- Gender
 - 55 (87%) Male
 - 8 (13%) Female
- Criminal History
 - 18 (29%) had no history of state responsible terms of incarceration.
 - 19 (30%) had exactly one term of state responsible incarceration.
 - 12 (19%) had exactly two terms of state responsible incarceration.
 - 14 (22%) had at least three terms of state responsible incarceration.
- DOC Crime Type
 - 15 (24%) had a “Violent” most serious offense.
 - 31 (49%) had a “Property/Public Order” most serious offense.
 - 17 (27%) had a “Drug” most serious offense.
- Age on FY21 Community Start Date
 - 14 (22%) were younger than age 30.
 - 35 (56%) were between ages 30 and 44.
 - 7 (11%) were between ages 45 and 54.
 - 7 (11%) were age 55 or older.
- Supervision Assignment Level
 - 7 (11%) had a “Low” supervision assignment level.
 - 37 (59%) had a “Medium” supervision assignment level.
 - 10 (16%) had a “High” supervision assignment level.
 - 9 (14%) did not have a supervision assignment level reported.
- History of Positive Drug Tests for Multiple Drugs (Both Opioids and Cocaine)
 - 11 (17%) had no drug test history.
 - 18 (29%) tested negative for opioids or cocaine.
 - 9 (14%) tested positive for opioids only.
 - 15 (24%) tested positive for cocaine only.
 - 10 (16%) tested positive for opioids and cocaine.
- History of Positive Drug Tests for Meth
 - 63 (100%) were not tested or tested negative for meth.
- COMPAS Recidivism Risk Level
 - 10 (16%) were at “Low” risk to recidivate.
 - 27 (43%) were at “Medium” risk to recidivate.
 - 26 (41%) were at “High” risk to recidivate.
- Gang Affiliation
 - 6 (10%) had a known gang affiliation.
 - 57 (90%) did not have a known gang affiliation.



District 15 (Roanoke P&P) – All Community Starters

(includes the County of Roanoke and the Cities of Roanoke and Salem)



- 801 of the FY21 community starters had Roanoke P&P as their primary supervision location.
- Gender
 - 582 (73%) Male
 - 218 (27%) Female
 - 1 (<1%) Other
- Criminal History (prior to FY21 community start date)
 - 384 (48%) had no history of state responsible terms of incarceration.
 - 221 (28%) had exactly one term of state responsible incarceration.
 - 109 (14%) had exactly two terms of state responsible incarceration.
 - 87 (11%) had at least three terms of state responsible incarceration.
- DOC Crime Type
 - 213 (27%) had a “Violent” most serious offense.
 - 311 (39%) had a “Property/Public Order” most serious offense.
 - 257 (32%) had a “Drug” most serious offense.
 - 20 (2%) did not have their offense information reported.
- Age on FY21 Community Start Date
 - 206 (26%) were younger than age 30.
 - 358 (45%) were between ages 30 and 44.
 - 153 (19%) were between ages 45 and 54.
 - 84 (10%) were age 55 or older.
- Supervision Assignment Level
 - 28 (3%) had a “Low” supervision assignment level.
 - 481 (60%) had a “Medium” supervision assignment level.
 - 219 (27%) had a “High” supervision assignment level.
 - 73 (9%) did not have a supervision assignment level reported.
- History of Positive Drug Tests for Multiple Drugs (Both Opioids and Cocaine)
 - 28 (3%) had no drug test history.
 - 329 (41%) tested negative for opioids or cocaine.
 - 164 (20%) tested positive for opioids only.
 - 115 (14%) tested positive for cocaine only.
 - 165 (21%) tested positive for opioids and cocaine.
- History of Positive Drug Test Results for Meth
 - 5 (1%) tested positive for meth.
 - 796 (99%) were not tested or tested negative for meth.
- COMPAS Recidivism Risk Level
 - 177 (22%) were at “Low” risk to recidivate.
 - 264 (33%) were at “Medium” risk to recidivate.
 - 287 (36%) were at “High” risk to recidivate.
 - 73 (9%) did not have a recidivism risk level reported.
- Gang Affiliation
 - 52 (6%) had a known gang affiliation.
 - 749 (94%) did not have a known gang affiliation.

District 15 (Roanoke P&P) – Recidivating Supervisees

(includes the County of Roanoke and the Cities of Roanoke and Salem)

- 131 (16.4%) of the FY21 community starters from Roanoke P&P were sentenced to a term of state responsible incarceration or violated parole and were sentenced to a term of state responsible incarceration within three years of their community start date.
- Gender
 - 104 (79%) Male
 - 27 (21%) Female
- Criminal History
 - 46 (35%) had no history of state responsible terms of incarceration.
 - 41 (31%) had exactly one term of state responsible incarceration.
 - 22 (17%) had exactly two terms of state responsible incarceration.
 - 22 (17%) had at least three terms of state responsible incarceration.
- DOC Crime Type
 - 44 (34%) had a “Violent” most serious offense.
 - 52 (40%) had a “Property/Public Order” most serious offense.
 - 31 (24%) had a “Drug” most serious offense.
 - 4 (3%) did not have their offense information reported.
- Age on FY21 Community Start Date
 - 30 (23%) were younger than age 30.
 - 70 (53%) were between ages 30 and 44.
 - 23 (18%) were between ages 45 and 54.
 - 8 (6%) were age 55 or older.
- Supervision Assignment Level
 - 60 (46%) had a “Medium” supervision assignment level.
 - 55 (42%) had a “High” supervision assignment level.
 - 16 (12%) did not have a supervision assignment level reported.
- History of Positive Drug Tests for Multiple Drugs (Both Opioids and Cocaine)
 - 6 (5%) had no drug test history.
 - 41 (31%) tested negative for opioids or cocaine.
 - 32 (24%) tested positive for opioids only.
 - 20 (15%) tested positive for cocaine only.
 - 32 (24%) tested positive for opioids and cocaine.
- History of Positive Drug Tests for Meth
 - 2 (2%) tested positive for meth.
 - 129 (98%) were not tested or tested negative for meth.
- COMPAS Recidivism Risk Level
 - 17 (13%) were at “Low” risk to recidivate.
 - 41 (31%) were at “Medium” risk to recidivate.
 - 70 (53%) were at “High” risk to recidivate.
 - 3 (2%) did not have a recidivism risk level reported.
- Gang Affiliation
 - 5 (4%) had a known gang affiliation.
 - 126 (96%) did not have a known gang affiliation.



District 16 (Wytheville P&P) – All Community Starters

(includes the Counties of Bland, Carroll, Giles, Grayson, and Wythe, and the City of Galax)

- 470 of the FY21 community starters had Wytheville P&P as their primary supervision location.
- Gender
 - 350 (74%) Male
 - 119 (25%) Female
 - 1 (<1%) Other
- Criminal History (prior to FY21 community start date)
 - 243 (52%) had no history of state responsible terms of incarceration.
 - 127 (27%) had exactly one term of state responsible incarceration.
 - 58 (12%) had exactly two terms of state responsible incarceration.
 - 42 (9%) had at least three terms of state responsible incarceration.
- DOC Crime Type
 - 110 (23%) had a “Violent” most serious offense.
 - 137 (29%) had a “Property/Public Order” most serious offense.
 - 221 (47%) had a “Drug” most serious offense.
 - 2 (<1%) did not have their offense information reported.
- Age on FY21 Community Start Date
 - 106 (23%) were younger than age 30.
 - 254 (54%) were between ages 30 and 44.
 - 81 (17%) were between ages 45 and 54.
 - 29 (6%) were age 55 or older.
- Supervision Assignment Level
 - 24 (5%) had a “Low” supervision assignment level.
 - 301 (64%) had a “Medium” supervision assignment level.
 - 49 (10%) had a “High” supervision assignment level.
 - 96 (20%) did not have a supervision assignment level reported.
- History of Positive Drug Tests for Multiple Drugs (Both Opioids and Cocaine)
 - 93 (20%) had no drug test history.
 - 2 (<1%) were not tested for opioids or cocaine.
 - 240 (51%) tested negative for opioids or cocaine.
 - 107 (23%) tested positive for opioids only.
 - 15 (3%) tested positive for cocaine only.
 - 13 (3%) tested positive for opioids and cocaine.
- History of Positive Drug Test Results for Meth
 - 130 (28%) tested positive for meth.
 - 340 (72%) were not tested or tested negative for meth.
- COMPAS Recidivism Risk Level
 - 146 (31%) were at “Low” risk to recidivate.
 - 140 (30%) were at “Medium” risk to recidivate.
 - 103 (22%) were at “High” risk to recidivate.
 - 81 (17%) did not have a recidivism risk level reported.
- Gang Affiliation
 - 19 (4%) had a known gang affiliation.
 - 451 (96%) did not have a known gang affiliation.



District 16 (Wytheville P&P) – Recidivating Supervisees

(includes the Counties of Bland, Carroll, Giles, Grayson, and Wythe, and the City of Galax)

- 98 (20.9%) of the FY21 community starters from Wytheville P&P were sentenced to a term of state responsible incarceration or violated parole and were sentenced to a term of state responsible incarceration within three years of their community start date.
- Gender
 - 85 (87%) Male
 - 13 (13%) Female
- Criminal History
 - 30 (31%) had no history of state responsible terms of incarceration.
 - 27 (28%) had exactly one term of state responsible incarceration.
 - 22 (22%) had exactly two terms of state responsible incarceration.
 - 19 (19%) had at least three terms of state responsible incarceration.
- DOC Crime Type
 - 23 (23%) had a “Violent” most serious offense.
 - 35 (36%) had a “Property/Public Order” most serious offense.
 - 39 (40%) had a “Drug” most serious offense.
 - 1 (1%) did not have their offense information reported.
- Age on FY21 Community Start Date
 - 25 (26%) were younger than age 30.
 - 62 (63%) were between ages 30 and 44.
 - 9 (9%) were between ages 45 and 54.
 - 2 (2%) were age 55 or older.
- Supervision Assignment Level
 - 63 (64%) had a “Medium” supervision assignment level.
 - 22 (22%) had a “High” supervision assignment level.
 - 13 (13%) did not have a supervision assignment level reported.
- History of Positive Drug Tests for Multiple Drugs (Both Opioids and Cocaine)
 - 12 (12%) had no drug test history.
 - 53 (54%) tested negative for opioids or cocaine.
 - 27 (28%) tested positive for opioids only.
 - 4 (4%) tested positive for cocaine only.
 - 2 (2%) tested positive for opioids and cocaine.
- History of Positive Drug Tests for Meth
 - 36 (37%) tested positive for meth.
 - 62 (63%) were not tested or tested negative for meth.
- COMPAS Recidivism Risk Level
 - 19 (19%) were at “Low” risk to recidivate.
 - 38 (39%) were at “Medium” risk to recidivate.
 - 39 (40%) were at “High” risk to recidivate.
 - 2 (2%) did not have a recidivism risk level reported.
- Gang Affiliation
 - 5 (5%) had a known gang affiliation.
 - 93 (95%) did not have a known gang affiliation.



District 17 (Abingdon P&P) – All Community Starters

(includes the Counties of Russell, Smyth, and Washington, and the City of Bristol)

- 947 of the FY21 community starters had Abingdon P&P as their primary supervision location.
- Gender
 - 643 (68%) Male
 - 304 (32%) Female
- Criminal History (prior to FY21 community start date)
 - 490 (52%) had no history of state responsible terms of incarceration.
 - 240 (25%) had exactly one term of state responsible incarceration.
 - 133 (14%) had exactly two terms of state responsible incarceration.
 - 84 (9%) had at least three terms of state responsible incarceration.
- DOC Crime Type
 - 169 (18%) had a “Violent” most serious offense.
 - 303 (32%) had a “Property/Public Order” most serious offense.
 - 464 (49%) had a “Drug” most serious offense.
 - 11 (1%) did not have their offense information reported.
- Age on FY21 Community Start Date
 - 206 (22%) were younger than age 30.
 - 505 (53%) were between ages 30 and 44.
 - 165 (17%) were between ages 45 and 54.
 - 71 (7%) were age 55 or older.
- Supervision Assignment Level
 - 57 (6%) had a “Low” supervision assignment level.
 - 590 (62%) had a “Medium” supervision assignment level.
 - 37 (4%) had a “High” supervision assignment level.
 - 263 (28%) did not have a supervision assignment level reported.
- History of Positive Drug Tests for Multiple Drugs (Both Opioids and Cocaine)
 - 136 (14%) had no drug test history.
 - 457 (48%) tested negative for opioids or cocaine.
 - 305 (32%) tested positive for opioids only.
 - 25 (3%) tested positive for cocaine only.
 - 24 (3%) tested positive for opioids and cocaine.
- History of Positive Drug Test Results for Meth
 - 99 (10%) tested positive for meth.
 - 848 (90%) were not tested or tested negative for meth.
- COMPAS Recidivism Risk Level
 - 290 (31%) were at “Low” risk to recidivate.
 - 298 (31%) were at “Medium” risk to recidivate.
 - 203 (21%) were at “High” risk to recidivate.
 - 156 (16%) did not have a recidivism risk level reported.
- Gang Affiliation
 - 41 (4%) had a known gang affiliation.
 - 906 (96%) did not have a known gang affiliation.



District 17 (Abingdon P&P) – Recidivating Supervisees

(includes the Counties of Russell, Smyth, and Washington, and the City of Bristol)

- 238 (25.1%) of the FY21 community starters from Abingdon P&P were sentenced to a term of state responsible incarceration or violated parole and were sentenced to a term of state responsible incarceration within three years of their community start date.
- Gender
 - 188 (79%) Male
 - 50 (21%) Female
- Criminal History
 - 82 (34%) had no history of state responsible terms of incarceration.
 - 66 (28%) had exactly one term of state responsible incarceration.
 - 48 (20%) had exactly two terms of state responsible incarceration.
 - 42 (18%) had at least three terms of state responsible incarceration.
- DOC Crime Type
 - 53 (22%) had a “Violent” most serious offense.
 - 94 (39%) had a “Property/Public Order” most serious offense.
 - 87 (37%) had a “Drug” most serious offense.
 - 4 (2%) did not have their offense information reported.
- Age on FY21 Community Start Date
 - 52 (22%) were younger than age 30.
 - 144 (61%) were between ages 30 and 44.
 - 33 (14%) were between ages 45 and 54.
 - 9 (4%) were age 55 or older.
- Supervision Assignment Level
 - 2 (1%) had a “Low” supervision assignment level.
 - 152 (64%) had a “Medium” supervision assignment level.
 - 14 (6%) had a “High” supervision assignment level.
 - 70 (29%) did not have a supervision assignment level reported.
- History of Positive Drug Tests for Multiple Drugs (Both Opioids and Cocaine)
 - 22 (9%) had no drug test history.
 - 103 (43%) tested negative for opioids or cocaine.
 - 97 (41%) tested positive for opioids only.
 - 9 (4%) tested positive for cocaine only.
 - 7 (3%) tested positive for opioids and cocaine.
- History of Positive Drug Tests for Meth
 - 34 (14%) tested positive for meth.
 - 204 (86%) were not tested or tested negative for meth.
- COMPAS Recidivism Risk Level
 - 54 (23%) were at “Low” risk to recidivate.
 - 96 (40%) were at “Medium” risk to recidivate.
 - 76 (32%) were at “High” risk to recidivate.
 - 12 (5%) did not have a recidivism risk level reported.
- Gang Affiliation
 - 15 (6%) had a known gang affiliation.
 - 223 (94%) did not have a known gang affiliation.



District 18 (Norton P&P) – All Community Starters

(includes the Counties of Dickenson, Lee, Scott, and Wise, and the City of Norton)

- 501 of the FY21 community starters had Norton P&P as their primary supervision location.
- Gender
 - 341 (68%) Male
 - 160 (32%) Female
- Criminal History (prior to FY21 community start date)
 - 252 (50%) had no history of state responsible terms of incarceration.
 - 140 (28%) had exactly one term of state responsible incarceration.
 - 74 (15%) had exactly two terms of state responsible incarceration.
 - 35 (7%) had at least three terms of state responsible incarceration.
- DOC Crime Type
 - 87 (17%) had a “Violent” most serious offense.
 - 161 (32%) had a “Property/Public Order” most serious offense.
 - 245 (49%) had a “Drug” most serious offense.
 - 8 (2%) did not have their offense information reported.
- Age on FY21 Community Start Date
 - 114 (23%) were younger than age 30.
 - 269 (54%) were between ages 30 and 44.
 - 87 (17%) were between ages 45 and 54.
 - 31 (6%) were age 55 or older.
- Supervision Assignment Level
 - 70 (14%) had a “Low” supervision assignment level.
 - 205 (41%) had a “Medium” supervision assignment level.
 - 33 (7%) had a “High” supervision assignment level.
 - 193 (39%) did not have a supervision assignment level reported.
- History of Positive Drug Tests for Multiple Drugs (Both Opioids and Cocaine)
 - 117 (23%) had no drug test history.
 - 158 (32%) tested negative for opioids or cocaine.
 - 209 (42%) tested positive for opioids only.
 - 3 (1%) tested positive for cocaine only.
 - 14 (3%) tested positive for opioids and cocaine.
- History of Positive Drug Test Results for Meth
 - 13 (3%) tested positive for meth.
 - 488 (97%) were not tested or tested negative for meth.
- COMPAS Recidivism Risk Level
 - 95 (19%) were at “Low” risk to recidivate.
 - 142 (28%) were at “Medium” risk to recidivate.
 - 110 (22%) were at “High” risk to recidivate.
 - 154 (31%) did not have a recidivism risk level reported.
- Gang Affiliation
 - 24 (5%) had a known gang affiliation.
 - 477 (95%) did not have a known gang affiliation.



District 18 (Norton P&P) – Recidivating Supervisees

(includes the Counties of Dickenson, Lee, Scott, and Wise, and the City of Norton)

- 137 (27.3%) of the FY21 community starters from Norton P&P were sentenced to a term of state responsible incarceration or violated parole and were sentenced to a term of state responsible incarceration within three years of their community start date.
- Gender
 - 99 (72%) Male
 - 38 (28%) Female
- Criminal History
 - 48 (35%) had no history of state responsible terms of incarceration.
 - 41 (30%) had exactly one term of state responsible incarceration.
 - 34 (25%) had exactly two terms of state responsible incarceration.
 - 14 (10%) had at least three terms of state responsible incarceration.
- DOC Crime Type
 - 28 (20%) had a “Violent” most serious offense.
 - 58 (42%) had a “Property/Public Order” most serious offense.
 - 50 (36%) had a “Drug” most serious offense.
 - 1 (1%) did not have their offense information reported.
- Age on FY21 Community Start Date
 - 36 (26%) were younger than age 30.
 - 72 (53%) were between ages 30 and 44.
 - 26 (19%) were between ages 45 and 54.
 - 3 (2%) were age 55 or older.
- Supervision Assignment Level
 - 15 (11%) had a “Low” supervision assignment level.
 - 69 (50%) had a “Medium” supervision assignment level.
 - 11 (8%) had a “High” supervision assignment level.
 - 42 (31%) did not have a supervision assignment level reported.
- History of Positive Drug Tests for Multiple Drugs (Both Opioids and Cocaine)
 - 19 (14%) had no drug test history.
 - 48 (35%) tested negative for opioids or cocaine.
 - 67 (49%) tested positive for opioids only.
 - 3 (2%) tested positive for opioids and cocaine.
- History of Positive Drug Tests for Meth
 - 6 (4%) tested positive for meth.
 - 131 (96%) were not tested or tested negative for meth.
- COMPAS Recidivism Risk Level
 - 34 (25%) were at “Low” risk to recidivate.
 - 55 (40%) were at “Medium” risk to recidivate.
 - 43 (31%) were at “High” risk to recidivate.
 - 5 (4%) did not have a recidivism risk level reported.
- Gang Affiliation
 - 10 (7%) had a known gang affiliation.
 - 127 (93%) did not have a known gang affiliation.



District 19 (Newport News P&P) – All Community Starters

(includes the City of Newport News)



- 520 of the FY21 community starters had Newport News P&P as their primary supervision location.
- Gender
 - 445 (86%) Male
 - 75 (14%) Female
- Criminal History (prior to FY21 community start date)
 - 155 (30%) had no history of state responsible terms of incarceration.
 - 182 (35%) had exactly one term of state responsible incarceration.
 - 93 (18%) had exactly two terms of state responsible incarceration.
 - 90 (17%) had at least three terms of state responsible incarceration.
- DOC Crime Type
 - 237 (46%) had a “Violent” most serious offense.
 - 168 (32%) had a “Property/Public Order” most serious offense.
 - 105 (20%) had a “Drug” most serious offense.
 - 10 (2%) did not have their offense information reported.
- Age on FY21 Community Start Date
 - 152 (29%) were younger than age 30.
 - 218 (42%) were between ages 30 and 44.
 - 82 (16%) were between ages 45 and 54.
 - 68 (13%) were age 55 or older.
- Supervision Assignment Level
 - 47 (9%) had a “Low” supervision assignment level.
 - 305 (59%) had a “Medium” supervision assignment level.
 - 130 (25%) had a “High” supervision assignment level.
 - 38 (7%) did not have a supervision assignment level reported.
- History of Positive Drug Tests for Multiple Drugs (Both Opioids and Cocaine)
 - 66 (13%) had no drug test history.
 - 233 (45%) tested negative for opioids or cocaine.
 - 28 (5%) tested positive for opioids only.
 - 119 (23%) tested positive for cocaine only.
 - 74 (14%) tested positive for opioids and cocaine.
- History of Positive Drug Test Results for Meth
 - 2 (<1%) tested positive for meth.
 - 518 (>99%) were not tested or tested negative for meth.
- COMPAS Recidivism Risk Level
 - 125 (24%) were at “Low” risk to recidivate.
 - 182 (35%) were at “Medium” risk to recidivate.
 - 181 (35%) were at “High” risk to recidivate.
 - 32 (6%) did not have a recidivism risk level reported.
- Gang Affiliation
 - 56 (11%) had a known gang affiliation.
 - 464 (89%) did not have a known gang affiliation.

District 19 (Newport News P&P) – Recidivating Supervisees

(includes the City of Newport News)

- 61 (11.7%) of the FY21 community starters from Newport News P&P were sentenced to a term of state responsible incarceration or violated parole and were sentenced to a term of state responsible incarceration within three years of their community start date.
- Gender
 - 57 (93%) Male
 - 4 (7%) Female
- Criminal History
 - 14 (23%) had no history of state responsible terms of incarceration.
 - 17 (28%) had exactly one term of state responsible incarceration.
 - 13 (21%) had exactly two terms of state responsible incarceration.
 - 17 (28%) had at least three terms of state responsible incarceration.
- DOC Crime Type
 - 28 (46%) had a “Violent” most serious offense.
 - 25 (41%) had a “Property/Public Order” most serious offense.
 - 7 (11%) had a “Drug” most serious offense.
 - 1 (2%) did not have their offense information reported.
- Age on FY21 Community Start Date
 - 18 (30%) were younger than age 30.
 - 27 (44%) were between ages 30 and 44.
 - 7 (11%) were between ages 45 and 54.
 - 9 (15%) were age 55 or older.
- Supervision Assignment Level
 - 1 (2%) had a “Low” supervision assignment level.
 - 30 (49%) had a “Medium” supervision assignment level.
 - 28 (46%) had a “High” supervision assignment level.
 - 2 (3%) did not have a supervision assignment level reported.
- History of Positive Drug Tests for Multiple Drugs (Both Opioids and Cocaine)
 - 4 (7%) had no drug test history.
 - 20 (33%) tested negative for opioids or cocaine.
 - 6 (10%) tested positive for opioids only.
 - 21 (34%) tested positive for cocaine only.
 - 10 (16%) tested positive for opioids and cocaine.
- History of Positive Drug Tests for Meth
 - 61 (100%) were not tested or tested negative for meth.
- COMPAS Recidivism Risk Level
 - 7 (11%) were at “Low” risk to recidivate.
 - 22 (36%) were at “Medium” risk to recidivate.
 - 32 (52%) were at “High” risk to recidivate.
- Gang Affiliation
 - 6 (10%) had a known gang affiliation.
 - 55 (90%) did not have a known gang affiliation.



District 20 (Bedford P&P) – All Community Starters

(includes the County of Bedford)



- 164 of the FY21 community starters had Bedford P&P as their primary supervision location.
- Gender
 - 114 (70%) Male
 - 50 (30%) Female
- Criminal History (prior to FY21 community start date)
 - 101 (62%) had no history of state responsible terms of incarceration.
 - 37 (23%) had exactly one term of state responsible incarceration.
 - 16 (10%) had exactly two terms of state responsible incarceration.
 - 10 (6%) had at least three terms of state responsible incarceration.
- DOC Crime Type
 - 41 (25%) had a “Violent” most serious offense.
 - 55 (34%) had a “Property/Public Order” most serious offense.
 - 63 (38%) had a “Drug” most serious offense.
 - 5 (3%) did not have their offense information reported.
- Age on FY21 Community Start Date
 - 52 (32%) were younger than age 30.
 - 76 (46%) were between ages 30 and 44.
 - 28 (17%) were between ages 45 and 54.
 - 8 (5%) were age 55 or older.
- Supervision Assignment Level
 - 16 (10%) had a “Low” supervision assignment level.
 - 85 (52%) had a “Medium” supervision assignment level.
 - 47 (29%) had a “High” supervision assignment level.
 - 16 (10%) did not have a supervision assignment level reported.
- History of Positive Drug Tests for Multiple Drugs (Both Opioids and Cocaine)
 - 19 (12%) had no drug test history.
 - 70 (43%) tested negative for opioids or cocaine.
 - 39 (24%) tested positive for opioids only.
 - 17 (10%) tested positive for cocaine only.
 - 19 (12%) tested positive for opioids and cocaine.
- History of Positive Drug Test Results for Meth
 - 164 (100%) were not tested or tested negative for meth.
- COMPAS Recidivism Risk Level
 - 42 (26%) were at “Low” risk to recidivate.
 - 64 (39%) were at “Medium” risk to recidivate.
 - 46 (28%) were at “High” risk to recidivate.
 - 12 (7%) did not have a recidivism risk level reported.
- Gang Affiliation
 - 6 (4%) had a known gang affiliation.
 - 158 (96%) did not have a known gang affiliation.

District 20 (Bedford P&P) – Recidivating Supervisees

(includes the County of Bedford)

- 21 (12.8%) of the FY21 community starters from Bedford P&P were sentenced to a term of state responsible incarceration or violated parole and were sentenced to a term of state responsible incarceration within three years of their community start date.
- Gender
 - 19 (90%) Male
 - 2 (10%) Female
- Criminal History
 - 8 (38%) had no history of state responsible terms of incarceration.
 - 7 (33%) had exactly one term of state responsible incarceration.
 - 2 (10%) had exactly two terms of state responsible incarceration.
 - 4 (19%) had at least three terms of state responsible incarceration.
- DOC Crime Type
 - 7 (33%) had a “Violent” most serious offense.
 - 9 (43%) had a “Property/Public Order” most serious offense.
 - 5 (24%) had a “Drug” most serious offense.
- Age on FY21 Community Start Date
 - 5 (24%) were younger than age 30.
 - 9 (43%) were between ages 30 and 44.
 - 6 (29%) were between ages 45 and 54.
 - 1 (5%) were age 55 or older.
- Supervision Assignment Level
 - 2 (10%) had a “Low” supervision assignment level.
 - 8 (38%) had a “Medium” supervision assignment level.
 - 5 (24%) had a “High” supervision assignment level.
 - 6 (29%) did not have a supervision assignment level reported.
- History of Positive Drug Tests for Multiple Drugs (Both Opioids and Cocaine)
 - 3 (14%) had no drug test history.
 - 5 (24%) tested negative for opioids or cocaine.
 - 4 (19%) tested positive for opioids only.
 - 6 (29%) tested positive for cocaine only.
 - 3 (14%) tested positive for opioids and cocaine.
- History of Positive Drug Tests for Meth
 - 21 (100%) were not tested or tested negative for meth.
- COMPAS Recidivism Risk Level
 - 3 (14%) were at “Low” risk to recidivate.
 - 8 (38%) were at “Medium” risk to recidivate.
 - 10 (48%) were at “High” risk to recidivate.
- Gang Affiliation
 - 1 (5%) had a known gang affiliation.
 - 20 (95%) did not have a known gang affiliation.



District 21 (Fredericksburg P&P) – All Community Starters

(includes the Counties of King George, Spotsylvania, and Stafford, and the City of Fredericksburg)



- 934 of the FY21 community starters had Fredericksburg P&P as their primary supervision location.
- Gender
 - 689 (74%) Male
 - 245 (26%) Female
- Criminal History (prior to FY21 community start date)
 - 441 (47%) had no history of state responsible terms of incarceration.
 - 298 (32%) had exactly one term of state responsible incarceration.
 - 113 (12%) had exactly two terms of state responsible incarceration.
 - 82 (9%) had at least three terms of state responsible incarceration.
- DOC Crime Type
 - 197 (21%) had a “Violent” most serious offense.
 - 356 (38%) had a “Property/Public Order” most serious offense.
 - 367 (39%) had a “Drug” most serious offense.
 - 14 (1%) did not have their offense information reported.
- Age on FY21 Community Start Date
 - 317 (34%) were younger than age 30.
 - 452 (48%) were between ages 30 and 44.
 - 96 (10%) were between ages 45 and 54.
 - 69 (7%) were age 55 or older.
- Supervision Assignment Level
 - 100 (11%) had a “Low” supervision assignment level.
 - 540 (58%) had a “Medium” supervision assignment level.
 - 90 (10%) had a “High” supervision assignment level.
 - 204 (22%) did not have a supervision assignment level reported.
- History of Positive Drug Tests for Multiple Drugs (Both Opioids and Cocaine)
 - 114 (12%) had no drug test history.
 - 345 (37%) tested negative for opioids or cocaine.
 - 169 (18%) tested positive for opioids only.
 - 126 (13%) tested positive for cocaine only.
 - 180 (19%) tested positive for opioids and cocaine.
- History of Positive Drug Test Results for Meth
 - 8 (1%) tested positive for meth.
 - 926 (99%) were not tested or tested negative for meth.
- COMPAS Recidivism Risk Level
 - 204 (22%) were at “Low” risk to recidivate.
 - 302 (32%) were at “Medium” risk to recidivate.
 - 273 (29%) were at “High” risk to recidivate.
 - 155 (17%) did not have a recidivism risk level reported.
- Gang Affiliation
 - 40 (4%) had a known gang affiliation.
 - 894 (96%) did not have a known gang affiliation.

District 21 (Fredericksburg P&P) – Recidivating Supervisees

(includes the Counties of King George, Spotsylvania, and Stafford, and the City of Fredericksburg)



- 187 (20.0%) of the FY21 community starters from Fredericksburg P&P were sentenced to a term of state responsible incarceration or violated parole and were sentenced to a term of state responsible incarceration within three years of their community start date.
- Gender
 - 151 (81%) Male
 - 36 (19%) Female
- Criminal History
 - 56 (30%) had no history of state responsible terms of incarceration.
 - 64 (34%) had exactly one term of state responsible incarceration.
 - 32 (17%) had exactly two terms of state responsible incarceration.
 - 35 (19%) had at least three terms of state responsible incarceration.
- DOC Crime Type
 - 35 (19%) had a “Violent” most serious offense.
 - 92 (49%) had a “Property/Public Order” most serious offense.
 - 55 (29%) had a “Drug” most serious offense.
 - 5 (3%) did not have their offense information reported.
- Age on FY21 Community Start Date
 - 64 (34%) were younger than age 30.
 - 97 (52%) were between ages 30 and 44.
 - 13 (7%) were between ages 45 and 54.
 - 13 (7%) were age 55 or older.
- Supervision Assignment Level
 - 6 (3%) had a “Low” supervision assignment level.
 - 113 (60%) had a “Medium” supervision assignment level.
 - 30 (16%) had a “High” supervision assignment level.
 - 38 (20%) did not have a supervision assignment level reported.
- History of Positive Drug Tests for Multiple Drugs (Both Opioids and Cocaine)
 - 22 (12%) had no drug test history.
 - 45 (24%) tested negative for opioids or cocaine.
 - 36 (19%) tested positive for opioids only.
 - 36 (19%) tested positive for cocaine only.
 - 48 (26%) tested positive for opioids and cocaine.
- History of Positive Drug Tests for Meth
 - 1 (1%) tested positive for meth.
 - 186 (99%) were not tested or tested negative for meth.
- COMPAS Recidivism Risk Level
 - 29 (16%) were at “Low” risk to recidivate.
 - 66 (35%) were at “Medium” risk to recidivate.
 - 87 (47%) were at “High” risk to recidivate.
 - 5 (3%) did not have a recidivism risk level reported.
- Gang Affiliation
 - 14 (7%) had a known gang affiliation.
 - 173 (93%) did not have a known gang affiliation.

District 22 (Martinsville P&P) – All Community Starters

(includes the Counties of Henry and Patrick, and the City of Martinsville)

- 449 of the FY21 community starters had Martinsville P&P as their primary supervision location.
- Gender
 - 332 (74%) Male
 - 117 (26%) Female
- Criminal History (prior to FY21 community start date)
 - 211 (47%) had no history of state responsible terms of incarceration.
 - 120 (27%) had exactly one term of state responsible incarceration.
 - 63 (14%) had exactly two terms of state responsible incarceration.
 - 55 (12%) had at least three terms of state responsible incarceration.
- DOC Crime Type
 - 111 (25%) had a “Violent” most serious offense.
 - 183 (41%) had a “Property/Public Order” most serious offense.
 - 127 (28%) had a “Drug” most serious offense.
 - 28 (6%) did not have their offense information reported.
- Age on FY21 Community Start Date
 - 101 (22%) were younger than age 30.
 - 221 (49%) were between ages 30 and 44.
 - 80 (18%) were between ages 45 and 54.
 - 47 (10%) were age 55 or older.
- Supervision Assignment Level
 - 60 (13%) had a “Low” supervision assignment level.
 - 237 (53%) had a “Medium” supervision assignment level.
 - 70 (16%) had a “High” supervision assignment level.
 - 82 (18%) did not have a supervision assignment level reported.
- History of Positive Drug Tests for Multiple Drugs (Both Opioids and Cocaine)
 - 50 (11%) had no drug test history.
 - 184 (41%) tested negative for opioids or cocaine.
 - 92 (20%) tested positive for opioids only.
 - 55 (12%) tested positive for cocaine only.
 - 68 (15%) tested positive for opioids and cocaine.
- History of Positive Drug Test Results for Meth
 - 18 (4%) tested positive for meth.
 - 431 (96%) were not tested or tested negative for meth.
- COMPAS Recidivism Risk Level
 - 118 (26%) were at “Low” risk to recidivate.
 - 135 (30%) were at “Medium” risk to recidivate.
 - 135 (30%) were at “High” risk to recidivate.
 - 61 (14%) did not have a recidivism risk level reported.
- Gang Affiliation
 - 15 (3%) had a known gang affiliation.
 - 434 (97%) did not have a known gang affiliation.



District 22 (Martinsville P&P) – Recidivating Supervisees

(includes the Counties of Henry and Patrick, and the City of Martinsville)

- 94 (20.9%) of the FY21 community starters from Martinsville P&P were sentenced to a term of state responsible incarceration or violated parole and were sentenced to a term of state responsible incarceration within three years of their community start date.
- Gender
 - 79 (84%) Male
 - 15 (16%) Female
- Criminal History
 - 30 (32%) had no history of state responsible terms of incarceration.
 - 27 (29%) had exactly one term of state responsible incarceration.
 - 15 (16%) had exactly two terms of state responsible incarceration.
 - 22 (23%) had at least three terms of state responsible incarceration.
- DOC Crime Type
 - 26 (28%) had a “Violent” most serious offense.
 - 44 (47%) had a “Property/Public Order” most serious offense.
 - 24 (26%) had a “Drug” most serious offense.
- Age on FY21 Community Start Date
 - 25 (27%) were younger than age 30.
 - 44 (47%) were between ages 30 and 44.
 - 18 (19%) were between ages 45 and 54.
 - 7 (7%) were age 55 or older.
- Supervision Assignment Level
 - 4 (4%) had a “Low” supervision assignment level.
 - 58 (62%) had a “Medium” supervision assignment level.
 - 25 (27%) had a “High” supervision assignment level.
 - 7 (7%) did not have a supervision assignment level reported.
- History of Positive Drug Tests for Multiple Drugs (Both Opioids and Cocaine)
 - 7 (7%) had no drug test history.
 - 30 (32%) tested negative for opioids or cocaine.
 - 15 (16%) tested positive for opioids only.
 - 19 (20%) tested positive for cocaine only.
 - 23 (24%) tested positive for opioids and cocaine.
- History of Positive Drug Tests for Meth
 - 6 (6%) tested positive for meth.
 - 88 (94%) were not tested or tested negative for meth.
- COMPAS Recidivism Risk Level
 - 16 (17%) were at “Low” risk to recidivate.
 - 38 (40%) were at “Medium” risk to recidivate.
 - 39 (41%) were at “High” risk to recidivate.
 - 1 (1%) did not have a recidivism risk level reported.
- Gang Affiliation
 - 4 (4%) had a known gang affiliation.
 - 90 (96%) did not have a known gang affiliation.



District 23 (Virginia Beach P&P) – All Community Starters

(includes the City of Virginia Beach)



- 669 of the FY21 community starters had Virginia Beach P&P as their primary supervision location.
- Gender
 - 539 (81%) Male
 - 130 (19%) Female
- Criminal History (prior to FY21 community start date)
 - 256 (38%) had no history of state responsible terms of incarceration.
 - 229 (34%) had exactly one term of state responsible incarceration.
 - 112 (17%) had exactly two terms of state responsible incarceration.
 - 72 (11%) had at least three terms of state responsible incarceration.
- DOC Crime Type
 - 210 (31%) had a “Violent” most serious offense.
 - 234 (35%) had a “Property/Public Order” most serious offense.
 - 201 (30%) had a “Drug” most serious offense.
 - 24 (4%) did not have their offense information reported.
- Age on FY21 Community Start Date
 - 207 (31%) were younger than age 30.
 - 315 (47%) were between ages 30 and 44.
 - 87 (13%) were between ages 45 and 54.
 - 60 (9%) were age 55 or older.
- Supervision Assignment Level
 - 14 (2%) had a “Low” supervision assignment level.
 - 456 (68%) had a “Medium” supervision assignment level.
 - 107 (16%) had a “High” supervision assignment level.
 - 92 (14%) did not have a supervision assignment level reported.
- History of Positive Drug Tests for Multiple Drugs (Both Opioids and Cocaine)
 - 79 (12%) had no drug test history.
 - 343 (51%) tested negative for opioids or cocaine.
 - 57 (9%) tested positive for opioids only.
 - 104 (16%) tested positive for cocaine only.
 - 86 (13%) tested positive for opioids and cocaine.
- History of Positive Drug Test Results for Meth
 - 1 (<1%) tested positive for meth.
 - 668 (>99%) were not tested or tested negative for meth.
- COMPAS Recidivism Risk Level
 - 156 (23%) were at “Low” risk to recidivate.
 - 249 (37%) were at “Medium” risk to recidivate.
 - 199 (30%) were at “High” risk to recidivate.
 - 65 (10%) did not have a recidivism risk level reported.
- Gang Affiliation
 - 68 (10%) had a known gang affiliation.
 - 601 (90%) did not have a known gang affiliation.

District 23 (Virginia Beach P&P) – Recidivating Supervisees

(includes the City of Virginia Beach)

- 114 (17.0%) of the FY21 community starters from Virginia Beach P&P were sentenced to a term of state responsible incarceration or violated parole and were sentenced to a term of state responsible incarceration within three years of their community start date.
- Gender
 - 100 (88%) Male
 - 14 (12%) Female
- Criminal History
 - 27 (24%) had no history of state responsible terms of incarceration.
 - 33 (29%) had exactly one term of state responsible incarceration.
 - 30 (26%) had exactly two terms of state responsible incarceration.
 - 24 (21%) had at least three terms of state responsible incarceration.
- DOC Crime Type
 - 38 (33%) had a “Violent” most serious offense.
 - 49 (43%) had a “Property/Public Order” most serious offense.
 - 27 (24%) had a “Drug” most serious offense.
- Age on FY21 Community Start Date
 - 43 (38%) were younger than age 30.
 - 47 (41%) were between ages 30 and 44.
 - 14 (12%) were between ages 45 and 54.
 - 10 (9%) were age 55 or older.
- Supervision Assignment Level
 - 75 (66%) had a “Medium” supervision assignment level.
 - 32 (28%) had a “High” supervision assignment level.
 - 7 (6%) did not have a supervision assignment level reported.
- History of Positive Drug Tests for Multiple Drugs (Both Opioids and Cocaine)
 - 21 (18%) had no drug test history.
 - 41 (36%) tested negative for opioids or cocaine.
 - 13 (11%) tested positive for opioids only.
 - 23 (20%) tested positive for cocaine only.
 - 16 (14%) tested positive for opioids and cocaine.
- History of Positive Drug Tests for Meth
 - 114 (100%) were not tested or tested negative for meth.
- COMPAS Recidivism Risk Level
 - 16 (14%) were at “Low” risk to recidivate.
 - 50 (44%) were at “Medium” risk to recidivate.
 - 43 (38%) were at “High” risk to recidivate.
 - 5 (4%) did not have a recidivism risk level reported.
- Gang Affiliation
 - 15 (13%) had a known gang affiliation.
 - 99 (87%) did not have a known gang affiliation.



District 24 (Farmville P&P) – All Community Starters

(includes the Counties of Appomattox, Buckingham, Charlotte, Cumberland, and Prince Edward)



- 265 of the FY21 community starters had Farmville P&P as their primary supervision location.
- Gender
 - 209 (79%) Male
 - 56 (21%) Female
- Criminal History (prior to FY21 community start date)
 - 114 (43%) had no history of state responsible terms of incarceration.
 - 80 (30%) had exactly one term of state responsible incarceration.
 - 40 (15%) had exactly two terms of state responsible incarceration.
 - 31 (12%) had at least three terms of state responsible incarceration.
- DOC Crime Type
 - 75 (28%) had a “Violent” most serious offense.
 - 91 (34%) had a “Property/Public Order” most serious offense.
 - 97 (37%) had a “Drug” most serious offense.
 - 2 (1%) did not have their offense information reported.
- Age on FY21 Community Start Date
 - 65 (25%) were younger than age 30.
 - 130 (49%) were between ages 30 and 44.
 - 42 (16%) were between ages 45 and 54.
 - 28 (11%) were age 55 or older.
- Supervision Assignment Level
 - 14 (5%) had a “Low” supervision assignment level.
 - 195 (74%) had a “Medium” supervision assignment level.
 - 35 (13%) had a “High” supervision assignment level.
 - 21 (8%) did not have a supervision assignment level reported.
- History of Positive Drug Tests for Multiple Drugs (Both Opioids and Cocaine)
 - 4 (2%) had no drug test history.
 - 161 (61%) tested negative for opioids or cocaine.
 - 25 (9%) tested positive for opioids only.
 - 48 (18%) tested positive for cocaine only.
 - 27 (10%) tested positive for opioids and cocaine.
- History of Positive Drug Test Results for Meth
 - 4 (2%) tested positive for meth.
 - 261 (98%) were not tested or tested negative for meth.
- COMPAS Recidivism Risk Level
 - 99 (37%) were at “Low” risk to recidivate.
 - 88 (33%) were at “Medium” risk to recidivate.
 - 65 (25%) were at “High” risk to recidivate.
 - 13 (5%) did not have a recidivism risk level reported.
- Gang Affiliation
 - 20 (8%) had a known gang affiliation.
 - 245 (92%) did not have a known gang affiliation.

District 24 (Farmville P&P) – Recidivating Supervisees

(includes the Counties of Appomattox, Buckingham, Charlotte, Cumberland, and Prince Edward)

- 44 (16.6%) of the FY21 community starters from Farmville P&P were sentenced to a term of state responsible incarceration or violated parole and were sentenced to a term of state responsible incarceration within three years of their community start date.
- Gender
 - 37 (84%) Male
 - 7 (16%) Female
- Criminal History
 - 12 (27%) had no history of state responsible terms of incarceration.
 - 14 (32%) had exactly one term of state responsible incarceration.
 - 11 (25%) had exactly two terms of state responsible incarceration.
 - 7 (16%) had at least three terms of state responsible incarceration.
- DOC Crime Type
 - 14 (32%) had a “Violent” most serious offense.
 - 20 (45%) had a “Property/Public Order” most serious offense.
 - 10 (23%) had a “Drug” most serious offense.
- Age on FY21 Community Start Date
 - 16 (36%) were younger than age 30.
 - 20 (45%) were between ages 30 and 44.
 - 6 (14%) were between ages 45 and 54.
 - 2 (5%) were age 55 or older.
- Supervision Assignment Level
 - 29 (66%) had a “Medium” supervision assignment level.
 - 11 (25%) had a “High” supervision assignment level.
 - 4 (9%) did not have a supervision assignment level reported.
- History of Positive Drug Tests for Multiple Drugs (Both Opioids and Cocaine)
 - 1 (2%) had no drug test history.
 - 19 (43%) tested negative for opioids or cocaine.
 - 4 (9%) tested positive for opioids only.
 - 9 (20%) tested positive for cocaine only.
 - 11 (25%) tested positive for opioids and cocaine.
- History of Positive Drug Tests for Meth
 - 2 (5%) tested positive for meth.
 - 42 (95%) were not tested or tested negative for meth.
- COMPAS Recidivism Risk Level
 - 7 (16%) were at “Low” risk to recidivate.
 - 13 (30%) were at “Medium” risk to recidivate.
 - 24 (55%) were at “High” risk to recidivate.
- Gang Affiliation
 - 5 (11%) had a known gang affiliation.
 - 39 (89%) did not have a known gang affiliation.



District 25 (Leesburg P&P) – All Community Starters

(includes the Counties of Fauquier, Loudoun, and Rappahannock)



- 294 of the FY21 community starters had Leesburg P&P as their primary supervision location.
- Gender
 - 237 (81%) Male
 - 57 (19%) Female
- Criminal History (prior to FY21 community start date)
 - 132 (45%) had no history of state responsible terms of incarceration.
 - 92 (31%) had exactly one term of state responsible incarceration.
 - 38 (13%) had exactly two terms of state responsible incarceration.
 - 32 (11%) had at least three terms of state responsible incarceration.
- DOC Crime Type
 - 78 (27%) had a “Violent” most serious offense.
 - 117 (40%) had a “Property/Public Order” most serious offense.
 - 91 (31%) had a “Drug” most serious offense.
 - 8 (3%) did not have their offense information reported.
- Age on FY21 Community Start Date
 - 113 (38%) were younger than age 30.
 - 121 (41%) were between ages 30 and 44.
 - 39 (13%) were between ages 45 and 54.
 - 21 (7%) were age 55 or older.
- Supervision Assignment Level
 - 27 (9%) had a “Low” supervision assignment level.
 - 123 (42%) had a “Medium” supervision assignment level.
 - 60 (20%) had a “High” supervision assignment level.
 - 84 (29%) did not have a supervision assignment level reported.
- History of Positive Drug Tests for Multiple Drugs (Both Opioids and Cocaine)
 - 64 (22%) had no drug test history.
 - 140 (48%) tested negative for opioids or cocaine.
 - 30 (10%) tested positive for opioids only.
 - 25 (9%) tested positive for cocaine only.
 - 35 (12%) tested positive for opioids and cocaine.
- History of Positive Drug Test Results for Meth
 - 6 (2%) tested positive for meth.
 - 288 (98%) were not tested or tested negative for meth.
- COMPAS Recidivism Risk Level
 - 67 (23%) were at “Low” risk to recidivate.
 - 63 (21%) were at “Medium” risk to recidivate.
 - 76 (26%) were at “High” risk to recidivate.
 - 88 (30%) did not have a recidivism risk level reported.
- Gang Affiliation
 - 18 (6%) had a known gang affiliation.
 - 276 (94%) did not have a known gang affiliation.

District 25 (Leesburg P&P) – Recidivating Supervisees

(includes the Counties of Fauquier, Loudoun, and Rappahannock)

- 42 (14.3%) of the FY21 community starters from Leesburg P&P were sentenced to a term of state responsible incarceration or violated parole and were sentenced to a term of state responsible incarceration within three years of their community start date.
- Gender
 - 39 (93%) Male
 - 3 (7%) Female
- Criminal History
 - 8 (19%) had no history of state responsible terms of incarceration.
 - 15 (36%) had exactly one term of state responsible incarceration.
 - 12 (29%) had exactly two terms of state responsible incarceration.
 - 7 (17%) had at least three terms of state responsible incarceration.
- DOC Crime Type
 - 11 (26%) had a “Violent” most serious offense.
 - 22 (52%) had a “Property/Public Order” most serious offense.
 - 8 (19%) had a “Drug” most serious offense.
 - 1 (2%) did not have their offense information reported.
- Age on FY21 Community Start Date
 - 20 (48%) were younger than age 30.
 - 12 (29%) were between ages 30 and 44.
 - 7 (17%) were between ages 45 and 54.
 - 3 (7%) were age 55 or older.
- Supervision Assignment Level
 - 4 (10%) had a “Low” supervision assignment level.
 - 13 (31%) had a “Medium” supervision assignment level.
 - 19 (45%) had a “High” supervision assignment level.
 - 6 (14%) did not have a supervision assignment level reported.
- History of Positive Drug Tests for Multiple Drugs (Both Opioids and Cocaine)
 - 3 (7%) had no drug test history.
 - 18 (43%) tested negative for opioids or cocaine.
 - 5 (12%) tested positive for opioids only.
 - 10 (24%) tested positive for cocaine only.
 - 6 (14%) tested positive for opioids and cocaine.
- History of Positive Drug Tests for Meth
 - 1 (2%) tested positive for meth.
 - 41 (98%) were not tested or tested negative for meth.
- COMPAS Recidivism Risk Level
 - 6 (14%) were at “Low” risk to recidivate.
 - 12 (29%) were at “Medium” risk to recidivate.
 - 21 (50%) were at “High” risk to recidivate.
 - 3 (7%) did not have a recidivism risk level reported.
- Gang Affiliation
 - 10 (24%) had a known gang affiliation.
 - 32 (76%) did not have a known gang affiliation.



District 26 (Culpeper P&P) – All Community Starters

(includes the Counties of Culpeper, Greene, Madison, and Orange)



- 334 of the FY21 community starters had Culpeper P&P as their primary supervision location.
- Gender
 - 250 (75%) Male
 - 82 (25%) Female
 - 2 (1%) Other
- Criminal History (prior to FY21 community start date)
 - 147 (44%) had no history of state responsible terms of incarceration.
 - 102 (31%) had exactly one term of state responsible incarceration.
 - 40 (12%) had exactly two terms of state responsible incarceration.
 - 45 (13%) had at least three terms of state responsible incarceration.
- DOC Crime Type
 - 75 (22%) had a “Violent” most serious offense.
 - 110 (33%) had a “Property/Public Order” most serious offense.
 - 140 (42%) had a “Drug” most serious offense.
 - 9 (3%) did not have their offense information reported.
- Age on FY21 Community Start Date
 - 109 (33%) were younger than age 30.
 - 125 (37%) were between ages 30 and 44.
 - 55 (16%) were between ages 45 and 54.
 - 45 (13%) were age 55 or older.
- Supervision Assignment Level
 - 31 (9%) had a “Low” supervision assignment level.
 - 208 (62%) had a “Medium” supervision assignment level.
 - 54 (16%) had a “High” supervision assignment level.
 - 41 (12%) did not have a supervision assignment level reported.
- History of Positive Drug Tests for Multiple Drugs (Both Opioids and Cocaine)
 - 7 (2%) had no drug test history.
 - 138 (41%) tested negative for opioids or cocaine.
 - 60 (18%) tested positive for opioids only.
 - 57 (17%) tested positive for cocaine only.
 - 72 (22%) tested positive for opioids and cocaine.
- History of Positive Drug Test Results for Meth
 - 7 (2%) tested positive for meth.
 - 327 (98%) were not tested or tested negative for meth.
- COMPAS Recidivism Risk Level
 - 113 (34%) were at “Low” risk to recidivate.
 - 113 (34%) were at “Medium” risk to recidivate.
 - 85 (25%) were at “High” risk to recidivate.
 - 23 (7%) did not have a recidivism risk level reported.
- Gang Affiliation
 - 15 (4%) had a known gang affiliation.
 - 319 (96%) did not have a known gang affiliation.

District 26 (Culpeper P&P) – Recidivating Supervisees

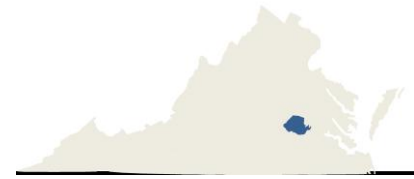
(includes the Counties of Culpeper, Greene, Madison, and Orange)

- 69 (20.7%) of the FY21 community starters from Culpeper P&P were sentenced to a term of state responsible incarceration or violated parole and were sentenced to a term of state responsible incarceration within three years of their community start date.
- Gender
 - 60 (87%) Male
 - 9 (13%) Female
- Criminal History
 - 19 (28%) had no history of state responsible terms of incarceration.
 - 23 (33%) had exactly one term of state responsible incarceration.
 - 11 (16%) had exactly two terms of state responsible incarceration.
 - 16 (23%) had at least three terms of state responsible incarceration.
- DOC Crime Type
 - 15 (22%) had a “Violent” most serious offense.
 - 28 (41%) had a “Property/Public Order” most serious offense.
 - 25 (36%) had a “Drug” most serious offense.
 - 1 (1%) did not have their offense information reported.
- Age on FY21 Community Start Date
 - 24 (35%) were younger than age 30.
 - 20 (29%) were between ages 30 and 44.
 - 15 (22%) were between ages 45 and 54.
 - 10 (14%) were age 55 or older.
- Supervision Assignment Level
 - 2 (3%) had a “Low” supervision assignment level.
 - 37 (54%) had a “Medium” supervision assignment level.
 - 16 (23%) had a “High” supervision assignment level.
 - 14 (20%) did not have a supervision assignment level reported.
- History of Positive Drug Tests for Multiple Drugs (Both Opioids and Cocaine)
 - 1 (1%) had no drug test history.
 - 28 (41%) tested negative for opioids or cocaine.
 - 9 (13%) tested positive for opioids only.
 - 12 (17%) tested positive for cocaine only.
 - 19 (28%) tested positive for opioids and cocaine.
- History of Positive Drug Tests for Meth
 - 2 (3%) tested positive for meth.
 - 67 (97%) were not tested or tested negative for meth.
- COMPAS Recidivism Risk Level
 - 15 (22%) were at “Low” risk to recidivate.
 - 24 (35%) were at “Medium” risk to recidivate.
 - 29 (42%) were at “High” risk to recidivate.
 - 1 (1%) did not have a recidivism risk level reported.
- Gang Affiliation
 - 4 (6%) had a known gang affiliation.
 - 65 (94%) did not have a known gang affiliation.



District 27 (Chesterfield P&P) – All Community Starters

(includes the County of Chesterfield and the City of Colonial Heights)

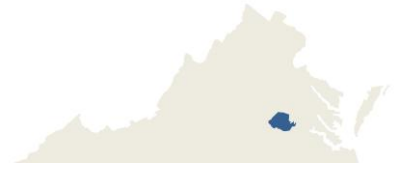


- 611 of the FY21 community starters had Chesterfield P&P as their primary supervision location.
- Gender
 - 484 (79%) Male
 - 127 (21%) Female
- Criminal History (prior to FY21 community start date)
 - 249 (41%) had no history of state responsible terms of incarceration.
 - 198 (32%) had exactly one term of state responsible incarceration.
 - 88 (14%) had exactly two terms of state responsible incarceration.
 - 76 (12%) had at least three terms of state responsible incarceration.
- DOC Crime Type
 - 159 (26%) had a “Violent” most serious offense.
 - 243 (40%) had a “Property/Public Order” most serious offense.
 - 196 (32%) had a “Drug” most serious offense.
 - 13 (2%) did not have their offense information reported.
- Age on FY21 Community Start Date
 - 172 (28%) were younger than age 30.
 - 307 (50%) were between ages 30 and 44.
 - 92 (15%) were between ages 45 and 54.
 - 40 (7%) were age 55 or older.
- Supervision Assignment Level
 - 15 (2%) had a “Low” supervision assignment level.
 - 445 (73%) had a “Medium” supervision assignment level.
 - 73 (12%) had a “High” supervision assignment level.
 - 78 (13%) did not have a supervision assignment level reported.
- History of Positive Drug Tests for Multiple Drugs (Both Opioids and Cocaine)
 - 32 (5%) had no drug test history.
 - 268 (44%) tested negative for opioids or cocaine.
 - 73 (12%) tested positive for opioids only.
 - 89 (15%) tested positive for cocaine only.
 - 149 (24%) tested positive for opioids and cocaine.
- History of Positive Drug Test Results for Meth
 - 2 (<1%) tested positive for meth.
 - 609 (>99%) were not tested or tested negative for meth.
- COMPAS Recidivism Risk Level
 - 148 (24%) were at “Low” risk to recidivate.
 - 196 (32%) were at “Medium” risk to recidivate.
 - 204 (33%) were at “High” risk to recidivate.
 - 63 (10%) did not have a recidivism risk level reported.
- Gang Affiliation
 - 48 (8%) had a known gang affiliation.
 - 563 (92%) did not have a known gang affiliation.

District 27 (Chesterfield P&P) – Recidivating Supervisees

(includes the County of Chesterfield and the City of Colonial Heights)

- 102 (16.7%) of the FY21 community starters from Chesterfield P&P were sentenced to a term of state responsible incarceration or violated parole and were sentenced to a term of state responsible incarceration within three years of their community start date.
- Gender
 - 93 (91%) Male
 - 9 (9%) Female
- Criminal History
 - 25 (25%) had no history of state responsible terms of incarceration.
 - 29 (28%) had exactly one term of state responsible incarceration.
 - 27 (26%) had exactly two terms of state responsible incarceration.
 - 21 (21%) had at least three terms of state responsible incarceration.
- DOC Crime Type
 - 27 (26%) had a “Violent” most serious offense.
 - 49 (48%) had a “Property/Public Order” most serious offense.
 - 26 (25%) had a “Drug” most serious offense.
- Age on FY21 Community Start Date
 - 35 (34%) were younger than age 30.
 - 58 (57%) were between ages 30 and 44.
 - 8 (8%) were between ages 45 and 54.
 - 1 (1%) were age 55 or older.
- Supervision Assignment Level
 - 2 (2%) had a “Low” supervision assignment level.
 - 60 (59%) had a “Medium” supervision assignment level.
 - 22 (22%) had a “High” supervision assignment level.
 - 18 (18%) did not have a supervision assignment level reported.
- History of Positive Drug Tests for Multiple Drugs (Both Opioids and Cocaine)
 - 7 (7%) had no drug test history.
 - 32 (31%) tested negative for opioids or cocaine.
 - 9 (9%) tested positive for opioids only.
 - 14 (14%) tested positive for cocaine only.
 - 40 (39%) tested positive for opioids and cocaine.
- History of Positive Drug Tests for Meth
 - 102 (100%) were not tested or tested negative for meth.
- COMPAS Recidivism Risk Level
 - 14 (14%) were at “Low” risk to recidivate.
 - 31 (30%) were at “Medium” risk to recidivate.
 - 55 (54%) were at “High” risk to recidivate.
 - 2 (2%) did not have a recidivism risk level reported.
- Gang Affiliation
 - 16 (16%) had a known gang affiliation.
 - 86 (84%) did not have a known gang affiliation.



District 28 (Radford P&P) – All Community Starters

(includes the Counties of Montgomery, Floyd, and Pulaski, and the City of Radford)



- 468 of the FY21 community starters had Radford P&P as their primary supervision location.
- Gender
 - 338 (72%) Male
 - 130 (28%) Female
- Criminal History (prior to FY21 community start date)
 - 223 (48%) had no history of state responsible terms of incarceration.
 - 103 (22%) had exactly one term of state responsible incarceration.
 - 75 (16%) had exactly two terms of state responsible incarceration.
 - 67 (14%) had at least three terms of state responsible incarceration.
- DOC Crime Type
 - 117 (25%) had a “Violent” most serious offense.
 - 170 (36%) had a “Property/Public Order” most serious offense.
 - 178 (38%) had a “Drug” most serious offense.
 - 3 (1%) did not have their offense information reported.
- Age on FY21 Community Start Date
 - 117 (25%) were younger than age 30.
 - 239 (51%) were between ages 30 and 44.
 - 81 (17%) were between ages 45 and 54.
 - 31 (7%) were age 55 or older.
- Supervision Assignment Level
 - 52 (11%) had a “Low” supervision assignment level.
 - 291 (62%) had a “Medium” supervision assignment level.
 - 48 (10%) had a “High” supervision assignment level.
 - 77 (16%) did not have a supervision assignment level reported.
- History of Positive Drug Tests for Multiple Drugs (Both Opioids and Cocaine)
 - 47 (10%) had no drug test history.
 - 231 (49%) tested negative for opioids or cocaine.
 - 105 (22%) tested positive for opioids only.
 - 24 (5%) tested positive for cocaine only.
 - 61 (13%) tested positive for opioids and cocaine.
- History of Positive Drug Test Results for Meth
 - 15 (3%) tested positive for meth.
 - 453 (97%) were not tested or tested negative for meth.
- COMPAS Recidivism Risk Level
 - 124 (26%) were at “Low” risk to recidivate.
 - 167 (36%) were at “Medium” risk to recidivate.
 - 135 (29%) were at “High” risk to recidivate.
 - 42 (9%) did not have a recidivism risk level reported.
- Gang Affiliation
 - 16 (3%) had a known gang affiliation.
 - 452 (97%) did not have a known gang affiliation.

District 28 (Radford P&P) – Recidivating Supervisees

(includes the Counties of Montgomery, Floyd, and Pulaski, and the City of Radford)

- 97 (20.7%) of the FY21 community starters from Radford P&P were sentenced to a term of state responsible incarceration or violated parole and were sentenced to a term of state responsible incarceration within three years of their community start date.
- Gender
 - 73 (75%) Male
 - 24 (25%) Female
- Criminal History
 - 34 (35%) had no history of state responsible terms of incarceration.
 - 23 (24%) had exactly one term of state responsible incarceration.
 - 20 (21%) had exactly two terms of state responsible incarceration.
 - 20 (21%) had at least three terms of state responsible incarceration.
- DOC Crime Type
 - 26 (27%) had a “Violent” most serious offense.
 - 43 (44%) had a “Property/Public Order” most serious offense.
 - 28 (29%) had a “Drug” most serious offense.
- Age on FY21 Community Start Date
 - 28 (29%) were younger than age 30.
 - 54 (56%) were between ages 30 and 44.
 - 13 (13%) were between ages 45 and 54.
 - 2 (2%) were age 55 or older.
- Supervision Assignment Level
 - 2 (2%) had a “Low” supervision assignment level.
 - 47 (48%) had a “Medium” supervision assignment level.
 - 22 (23%) had a “High” supervision assignment level.
 - 26 (27%) did not have a supervision assignment level reported.
- History of Positive Drug Tests for Multiple Drugs (Both Opioids and Cocaine)
 - 11 (11%) had no drug test history.
 - 42 (43%) tested negative for opioids or cocaine.
 - 20 (21%) tested positive for opioids only.
 - 4 (4%) tested positive for cocaine only.
 - 20 (21%) tested positive for opioids and cocaine.
- History of Positive Drug Tests for Meth
 - 5 (5%) tested positive for meth.
 - 92 (95%) were not tested or tested negative for meth.
- COMPAS Recidivism Risk Level
 - 17 (18%) were at “Low” risk to recidivate.
 - 30 (31%) were at “Medium” risk to recidivate.
 - 50 (52%) were at “High” risk to recidivate.
- Gang Affiliation
 - 3 (3%) had a known gang affiliation.
 - 94 (97%) did not have a known gang affiliation.



District 29 (Fairfax P&P) – All Community Starters

(includes the County of Fairfax and the City of Fairfax)

- 431 of the FY21 community starters had Fairfax P&P as their primary supervision location.
- Gender
 - 376 (87%) Male
 - 54 (13%) Female
 - 1 (<1%) Other
- Criminal History (prior to FY21 community start date)
 - 190 (44%) had no history of state responsible terms of incarceration.
 - 179 (42%) had exactly one term of state responsible incarceration.
 - 34 (8%) had exactly two terms of state responsible incarceration.
 - 28 (6%) had at least three terms of state responsible incarceration.
- DOC Crime Type
 - 144 (33%) had a “Violent” most serious offense.
 - 151 (35%) had a “Property/Public Order” most serious offense.
 - 122 (28%) had a “Drug” most serious offense.
 - 14 (3%) did not have their offense information reported.
- Age on FY21 Community Start Date
 - 144 (33%) were younger than age 30.
 - 176 (41%) were between ages 30 and 44.
 - 66 (15%) were between ages 45 and 54.
 - 45 (10%) were age 55 or older.
- Supervision Assignment Level
 - 37 (9%) had a “Low” supervision assignment level.
 - 169 (39%) had a “Medium” supervision assignment level.
 - 116 (27%) had a “High” supervision assignment level.
 - 109 (25%) did not have a supervision assignment level reported.
- History of Positive Drug Tests for Multiple Drugs (Both Opioids and Cocaine)
 - 86 (20%) had no drug test history.
 - 1 (<1%) were not tested for opioids or cocaine.
 - 225 (52%) tested negative for opioids or cocaine.
 - 35 (8%) tested positive for opioids only.
 - 47 (11%) tested positive for cocaine only.
 - 37 (9%) tested positive for opioids and cocaine.
- History of Positive Drug Test Results for Meth
 - 4 (1%) tested positive for meth.
 - 427 (99%) were not tested or tested negative for meth.
- COMPAS Recidivism Risk Level
 - 128 (30%) were at “Low” risk to recidivate.
 - 77 (18%) were at “Medium” risk to recidivate.
 - 124 (29%) were at “High” risk to recidivate.
 - 102 (24%) did not have a recidivism risk level reported.
- Gang Affiliation
 - 19 (4%) had a known gang affiliation.
 - 412 (96%) did not have a known gang affiliation.



District 29 (Fairfax P&P) – Recidivating Supervisees

(includes the County of Fairfax and the City of Fairfax)

- 17 (3.9%) of the FY21 community starters from Fairfax P&P were sentenced to a term of state responsible incarceration or violated parole and were sentenced to a term of state responsible incarceration within three years of their community start date.
- Gender
 - 17 (100%) Male
- Criminal History
 - 6 (35%) had no history of state responsible terms of incarceration.
 - 5 (29%) had exactly one term of state responsible incarceration.
 - 1 (6%) had exactly two terms of state responsible incarceration.
 - 5 (29%) had at least three terms of state responsible incarceration.
- DOC Crime Type
 - 5 (29%) had a “Violent” most serious offense.
 - 9 (53%) had a “Property/Public Order” most serious offense.
 - 3 (18%) had a “Drug” most serious offense.
- Age on FY21 Community Start Date
 - 7 (41%) were younger than age 30.
 - 7 (41%) were between ages 30 and 44.
 - 2 (12%) were between ages 45 and 54.
 - 1 (6%) were age 55 or older.
- Supervision Assignment Level
 - 5 (29%) had a “Medium” supervision assignment level.
 - 9 (53%) had a “High” supervision assignment level.
 - 3 (18%) did not have a supervision assignment level reported.
- History of Positive Drug Tests for Multiple Drugs (Both Opioids and Cocaine)
 - 2 (12%) had no drug test history.
 - 11 (65%) tested negative for opioids or cocaine.
 - 2 (12%) tested positive for cocaine only.
 - 2 (12%) tested positive for opioids and cocaine.
- History of Positive Drug Tests for Meth
 - 1 (6%) tested positive for meth.
 - 16 (94%) were not tested or tested negative for meth.
- COMPAS Recidivism Risk Level
 - 4 (24%) were at “Low” risk to recidivate.
 - 3 (18%) were at “Medium” risk to recidivate.
 - 10 (59%) were at “High” risk to recidivate.
- Gang Affiliation
 - 2 (12%) had a known gang affiliation.
 - 15 (88%) did not have a known gang affiliation.



District 30 (Hampton P&P) – All Community Starters

(includes the City of Hampton)

- 301 of the FY21 community starters had Hampton P&P as their primary supervision location.
- Gender
 - 254 (84%) Male
 - 47 (16%) Female
- Criminal History (prior to FY21 community start date)
 - 90 (30%) had no history of state responsible terms of incarceration.
 - 105 (35%) had exactly one term of state responsible incarceration.
 - 51 (17%) had exactly two terms of state responsible incarceration.
 - 55 (18%) had at least three terms of state responsible incarceration.
- DOC Crime Type
 - 118 (39%) had a “Violent” most serious offense.
 - 114 (38%) had a “Property/Public Order” most serious offense.
 - 65 (22%) had a “Drug” most serious offense.
 - 4 (1%) did not have their offense information reported.
- Age on FY21 Community Start Date
 - 72 (24%) were younger than age 30.
 - 145 (48%) were between ages 30 and 44.
 - 45 (15%) were between ages 45 and 54.
 - 39 (13%) were age 55 or older.
- Supervision Assignment Level
 - 40 (13%) had a “Low” supervision assignment level.
 - 180 (60%) had a “Medium” supervision assignment level.
 - 44 (15%) had a “High” supervision assignment level.
 - 37 (12%) did not have a supervision assignment level reported.
- History of Positive Drug Tests for Multiple Drugs (Both Opioids and Cocaine)
 - 24 (8%) had no drug test history.
 - 137 (46%) tested negative for opioids or cocaine.
 - 20 (7%) tested positive for opioids only.
 - 63 (21%) tested positive for cocaine only.
 - 57 (19%) tested positive for opioids and cocaine.
- History of Positive Drug Test Results for Meth
 - 301 (100%) were not tested or tested negative for meth.
- COMPAS Recidivism Risk Level
 - 68 (23%) were at “Low” risk to recidivate.
 - 86 (29%) were at “Medium” risk to recidivate.
 - 100 (33%) were at “High” risk to recidivate.
 - 47 (16%) did not have a recidivism risk level reported.
- Gang Affiliation
 - 20 (7%) had a known gang affiliation.
 - 281 (93%) did not have a known gang affiliation.



District 30 (Hampton P&P) – Recidivating Supervisees

(includes the City of Hampton)

- 26 (8.6%) of the FY21 community starters from Hampton P&P were sentenced to a term of state responsible incarceration or violated parole and were sentenced to a term of state responsible incarceration within three years of their community start date.
- Gender
 - 21 (81%) Male
 - 5 (19%) Female
- Criminal History
 - 5 (19%) had no history of state responsible terms of incarceration.
 - 11 (42%) had exactly one term of state responsible incarceration.
 - 9 (35%) had exactly two terms of state responsible incarceration.
 - 1 (4%) had at least three terms of state responsible incarceration.
- DOC Crime Type
 - 9 (35%) had a “Violent” most serious offense.
 - 10 (38%) had a “Property/Public Order” most serious offense.
 - 7 (27%) had a “Drug” most serious offense.
- Age on FY21 Community Start Date
 - 12 (46%) were younger than age 30.
 - 10 (38%) were between ages 30 and 44.
 - 3 (12%) were between ages 45 and 54.
 - 1 (4%) were age 55 or older.
- Supervision Assignment Level
 - 16 (62%) had a “Medium” supervision assignment level.
 - 5 (19%) had a “High” supervision assignment level.
 - 5 (19%) did not have a supervision assignment level reported.
- History of Positive Drug Tests for Multiple Drugs (Both Opioids and Cocaine)
 - 2 (8%) had no drug test history.
 - 9 (35%) tested negative for opioids or cocaine.
 - 2 (8%) tested positive for opioids only.
 - 5 (19%) tested positive for cocaine only.
 - 8 (31%) tested positive for opioids and cocaine.
- History of Positive Drug Tests for Meth
 - 26 (100%) were not tested or tested negative for meth.
- COMPAS Recidivism Risk Level
 - 4 (15%) were at “Low” risk to recidivate.
 - 10 (38%) were at “Medium” risk to recidivate.
 - 12 (46%) were at “High” risk to recidivate.
- Gang Affiliation
 - 2 (8%) had a known gang affiliation.
 - 24 (92%) did not have a known gang affiliation.



District 31 (Chesapeake P&P) – All Community Starters

(includes the City of Chesapeake)

- 686 of the FY21 community starters had Chesapeake P&P as their primary supervision location.
- Gender
 - 516 (75%) Male
 - 169 (25%) Female
 - 1 (<1%) Other
- Criminal History (prior to FY21 community start date)
 - 278 (41%) had no history of state responsible terms of incarceration.
 - 184 (27%) had exactly one term of state responsible incarceration.
 - 105 (15%) had exactly two terms of state responsible incarceration.
 - 119 (17%) had at least three terms of state responsible incarceration.
- DOC Crime Type
 - 164 (24%) had a “Violent” most serious offense.
 - 287 (42%) had a “Property/Public Order” most serious offense.
 - 231 (34%) had a “Drug” most serious offense.
 - 4 (1%) did not have their offense information reported.
- Age on FY21 Community Start Date
 - 199 (29%) were younger than age 30.
 - 301 (44%) were between ages 30 and 44.
 - 117 (17%) were between ages 45 and 54.
 - 69 (10%) were age 55 or older.
- Supervision Assignment Level
 - 19 (3%) had a “Low” supervision assignment level.
 - 390 (57%) had a “Medium” supervision assignment level.
 - 122 (18%) had a “High” supervision assignment level.
 - 155 (23%) did not have a supervision assignment level reported.
- History of Positive Drug Tests for Multiple Drugs (Both Opioids and Cocaine)
 - 75 (11%) had no drug test history.
 - 284 (41%) tested negative for opioids or cocaine.
 - 94 (14%) tested positive for opioids only.
 - 99 (14%) tested positive for cocaine only.
 - 134 (20%) tested positive for opioids and cocaine.
- History of Positive Drug Test Results for Meth
 - 30 (4%) tested positive for meth.
 - 656 (96%) were not tested or tested negative for meth.
- COMPAS Recidivism Risk Level
 - 178 (26%) were at “Low” risk to recidivate.
 - 229 (33%) were at “Medium” risk to recidivate.
 - 171 (25%) were at “High” risk to recidivate.
 - 108 (16%) did not have a recidivism risk level reported.
- Gang Affiliation
 - 48 (7%) had a known gang affiliation.
 - 638 (93%) did not have a known gang affiliation.



District 31 (Chesapeake P&P) – Recidivating Supervisees

(includes the City of Chesapeake)

- 139 (20.3%) of the FY21 community starters from Chesapeake P&P were sentenced to a term of state responsible incarceration or violated parole and were sentenced to a term of state responsible incarceration within three years of their community start date.
- Gender
 - 112 (81%) Male
 - 27 (19%) Female
- Criminal History
 - 39 (28%) had no history of state responsible terms of incarceration.
 - 32 (23%) had exactly one term of state responsible incarceration.
 - 27 (19%) had exactly two terms of state responsible incarceration.
 - 41 (29%) had at least three terms of state responsible incarceration.
- DOC Crime Type
 - 35 (25%) had a “Violent” most serious offense.
 - 70 (50%) had a “Property/Public Order” most serious offense.
 - 33 (24%) had a “Drug” most serious offense.
 - 1 (1%) did not have their offense information reported.
- Age on FY21 Community Start Date
 - 39 (28%) were younger than age 30.
 - 64 (46%) were between ages 30 and 44.
 - 24 (17%) were between ages 45 and 54.
 - 12 (9%) were age 55 or older.
- Supervision Assignment Level
 - 2 (1%) had a “Low” supervision assignment level.
 - 75 (54%) had a “Medium” supervision assignment level.
 - 37 (27%) had a “High” supervision assignment level.
 - 25 (18%) did not have a supervision assignment level reported.
- History of Positive Drug Tests for Multiple Drugs (Both Opioids and Cocaine)
 - 21 (15%) had no drug test history.
 - 33 (24%) tested negative for opioids or cocaine.
 - 23 (17%) tested positive for opioids only.
 - 25 (18%) tested positive for cocaine only.
 - 37 (27%) tested positive for opioids and cocaine.
- History of Positive Drug Tests for Meth
 - 7 (5%) tested positive for meth.
 - 132 (95%) were not tested or tested negative for meth.
- COMPAS Recidivism Risk Level
 - 26 (19%) were at “Low” risk to recidivate.
 - 45 (32%) were at “Medium” risk to recidivate.
 - 59 (42%) were at “High” risk to recidivate.
 - 9 (6%) did not have a recidivism risk level reported.
- Gang Affiliation
 - 15 (11%) had a known gang affiliation.
 - 124 (89%) did not have a known gang affiliation.



District 32 (Henrico P&P) – All Community Starters

(includes the County of Henrico)

- 747 of the FY21 community starters had Henrico P&P as their primary supervision location.
- Gender
 - 610 (82%) Male
 - 137 (18%) Female
- Criminal History (prior to FY21 community start date)
 - 241 (32%) had no history of state responsible terms of incarceration.
 - 248 (33%) had exactly one term of state responsible incarceration.
 - 123 (16%) had exactly two terms of state responsible incarceration.
 - 135 (18%) had at least three terms of state responsible incarceration.
- DOC Crime Type
 - 229 (31%) had a “Violent” most serious offense.
 - 258 (35%) had a “Property/Public Order” most serious offense.
 - 257 (34%) had a “Drug” most serious offense.
 - 3 (<1%) did not have their offense information reported.
- Age on FY21 Community Start Date
 - 226 (30%) were younger than age 30.
 - 332 (44%) were between ages 30 and 44.
 - 115 (15%) were between ages 45 and 54.
 - 74 (10%) were age 55 or older.
- Supervision Assignment Level
 - 29 (4%) had a “Low” supervision assignment level.
 - 498 (67%) had a “Medium” supervision assignment level.
 - 117 (16%) had a “High” supervision assignment level.
 - 103 (14%) did not have a supervision assignment level reported.
- History of Positive Drug Tests for Multiple Drugs (Both Opioids and Cocaine)
 - 36 (5%) had no drug test history.
 - 310 (41%) tested negative for opioids or cocaine.
 - 91 (12%) tested positive for opioids only.
 - 90 (12%) tested positive for cocaine only.
 - 220 (29%) tested positive for opioids and cocaine.
- History of Positive Drug Test Results for Meth
 - 8 (1%) tested positive for meth.
 - 739 (99%) were not tested or tested negative for meth.
- COMPAS Recidivism Risk Level
 - 147 (20%) were at “Low” risk to recidivate.
 - 272 (36%) were at “Medium” risk to recidivate.
 - 250 (33%) were at “High” risk to recidivate.
 - 78 (10%) did not have a recidivism risk level reported.
- Gang Affiliation
 - 57 (8%) had a known gang affiliation.
 - 690 (92%) did not have a known gang affiliation.



District 32 (Henrico P&P) – Recidivating Supervisees

(includes the County of Henrico)

- 135 (18.1%) of the FY21 community starters from Henrico P&P were sentenced to a term of state responsible incarceration or violated parole and were sentenced to a term of state responsible incarceration within three years of their community start date.
- Gender
 - 115 (85%) Male
 - 20 (15%) Female
- Criminal History
 - 37 (27%) had no history of state responsible terms of incarceration.
 - 31 (23%) had exactly one term of state responsible incarceration.
 - 36 (27%) had exactly two terms of state responsible incarceration.
 - 31 (23%) had at least three terms of state responsible incarceration.
- DOC Crime Type
 - 47 (35%) had a “Violent” most serious offense.
 - 49 (36%) had a “Property/Public Order” most serious offense.
 - 38 (28%) had a “Drug” most serious offense.
 - 1 (1%) did not have their offense information reported.
- Age on FY21 Community Start Date
 - 41 (30%) were younger than age 30.
 - 63 (47%) were between ages 30 and 44.
 - 19 (14%) were between ages 45 and 54.
 - 12 (9%) were age 55 or older.
- Supervision Assignment Level
 - 76 (56%) had a “Medium” supervision assignment level.
 - 41 (30%) had a “High” supervision assignment level.
 - 18 (13%) did not have a supervision assignment level reported.
- History of Positive Drug Tests for Multiple Drugs (Both Opioids and Cocaine)
 - 7 (5%) had no drug test history.
 - 39 (29%) tested negative for opioids or cocaine.
 - 15 (11%) tested positive for opioids only.
 - 27 (20%) tested positive for cocaine only.
 - 47 (35%) tested positive for opioids and cocaine.
- History of Positive Drug Tests for Meth
 - 5 (4%) tested positive for meth.
 - 130 (96%) were not tested or tested negative for meth.
- COMPAS Recidivism Risk Level
 - 23 (17%) were at “Low” risk to recidivate.
 - 52 (39%) were at “Medium” risk to recidivate.
 - 59 (44%) were at “High” risk to recidivate.
 - 1 (1%) did not have a recidivism risk level reported.
- Gang Affiliation
 - 18 (13%) had a known gang affiliation.
 - 117 (87%) did not have a known gang affiliation.



District 33 (Warsaw P&P) – All Community Starters

(includes the Counties of Essex, Lancaster, Northumberland, Richmond, and Westmoreland)



- 163 of the FY21 community starters had Warsaw P&P as their primary supervision location.
- Gender
 - 132 (81%) Male
 - 31 (19%) Female
- Criminal History (prior to FY21 community start date)
 - 58 (36%) had no history of state responsible terms of incarceration.
 - 51 (31%) had exactly one term of state responsible incarceration.
 - 25 (15%) had exactly two terms of state responsible incarceration.
 - 29 (18%) had at least three terms of state responsible incarceration.
- DOC Crime Type
 - 52 (32%) had a “Violent” most serious offense.
 - 48 (29%) had a “Property/Public Order” most serious offense.
 - 59 (36%) had a “Drug” most serious offense.
 - 4 (2%) did not have their offense information reported.
- Age on FY21 Community Start Date
 - 41 (25%) were younger than age 30.
 - 68 (42%) were between ages 30 and 44.
 - 35 (21%) were between ages 45 and 54.
 - 19 (12%) were age 55 or older.
- Supervision Assignment Level
 - 29 (18%) had a “Low” supervision assignment level.
 - 86 (53%) had a “Medium” supervision assignment level.
 - 32 (20%) had a “High” supervision assignment level.
 - 16 (10%) did not have a supervision assignment level reported.
- History of Positive Drug Tests for Multiple Drugs (Both Opioids and Cocaine)
 - 10 (6%) had no drug test history.
 - 1 (1%) were not tested for opioids or cocaine.
 - 78 (48%) tested negative for opioids or cocaine.
 - 13 (8%) tested positive for opioids only.
 - 39 (24%) tested positive for cocaine only.
 - 22 (13%) tested positive for opioids and cocaine.
- History of Positive Drug Test Results for Meth
 - 1 (1%) tested positive for meth.
 - 162 (99%) were not tested or tested negative for meth.
- COMPAS Recidivism Risk Level
 - 42 (26%) were at “Low” risk to recidivate.
 - 60 (37%) were at “Medium” risk to recidivate.
 - 46 (28%) were at “High” risk to recidivate.
 - 15 (9%) did not have a recidivism risk level reported.
- Gang Affiliation
 - 8 (5%) had a known gang affiliation.
 - 155 (95%) did not have a known gang affiliation.

District 33 (Warsaw P&P) – Recidivating Supervisees

(includes the Counties of Essex, Lancaster, Northumberland, Richmond, and Westmoreland)

- 31 (19.0%) of the FY21 community starters from Warsaw P&P were sentenced to a term of state responsible incarceration or violated parole and were sentenced to a term of state responsible incarceration within three years of their community start date.
- Gender
 - 29 (94%) Male
 - 2 (6%) Female
- Criminal History
 - 11 (35%) had exactly one term of state responsible incarceration.
 - 8 (26%) had exactly two terms of state responsible incarceration.
 - 12 (39%) had at least three terms of state responsible incarceration.
- DOC Crime Type
 - 14 (45%) had a “Violent” most serious offense.
 - 10 (32%) had a “Property/Public Order” most serious offense.
 - 7 (23%) had a “Drug” most serious offense.
- Age on FY21 Community Start Date
 - 10 (32%) were younger than age 30.
 - 12 (39%) were between ages 30 and 44.
 - 7 (23%) were between ages 45 and 54.
 - 2 (6%) were age 55 or older.
- Supervision Assignment Level
 - 3 (10%) had a “Low” supervision assignment level.
 - 15 (48%) had a “Medium” supervision assignment level.
 - 10 (32%) had a “High” supervision assignment level.
 - 3 (10%) did not have a supervision assignment level reported.
- History of Positive Drug Tests for Multiple Drugs (Both Opioids and Cocaine)
 - 2 (6%) had no drug test history.
 - 10 (32%) tested negative for opioids or cocaine.
 - 5 (16%) tested positive for opioids only.
 - 7 (23%) tested positive for cocaine only.
 - 7 (23%) tested positive for opioids and cocaine.
- History of Positive Drug Tests for Meth
 - 31 (100%) were not tested or tested negative for meth.
- COMPAS Recidivism Risk Level
 - 6 (19%) were at “Low” risk to recidivate.
 - 13 (42%) were at “Medium” risk to recidivate.
 - 12 (39%) were at “High” risk to recidivate.
- Gang Affiliation
 - 3 (10%) had a known gang affiliation.
 - 28 (90%) did not have a known gang affiliation.



District 34 (Williamsburg P&P) – All Community Starters

(includes the Counties of Charles City, James City, New Kent, and York, and the Cities of Poquoson and Williamsburg)



- 295 of the FY21 community starters had Williamsburg P&P as their primary supervision location.
- Gender
 - 233 (79%) Male
 - 62 (21%) Female
- Criminal History (prior to FY21 community start date)
 - 129 (44%) had no history of state responsible terms of incarceration.
 - 87 (29%) had exactly one term of state responsible incarceration.
 - 42 (14%) had exactly two terms of state responsible incarceration.
 - 37 (13%) had at least three terms of state responsible incarceration.
- DOC Crime Type
 - 102 (35%) had a “Violent” most serious offense.
 - 113 (38%) had a “Property/Public Order” most serious offense.
 - 66 (22%) had a “Drug” most serious offense.
 - 14 (5%) did not have their offense information reported.
- Age on FY21 Community Start Date
 - 96 (33%) were younger than age 30.
 - 130 (44%) were between ages 30 and 44.
 - 44 (15%) were between ages 45 and 54.
 - 25 (8%) were age 55 or older.
- Supervision Assignment Level
 - 11 (4%) had a “Low” supervision assignment level.
 - 176 (60%) had a “Medium” supervision assignment level.
 - 51 (17%) had a “High” supervision assignment level.
 - 57 (19%) did not have a supervision assignment level reported.
- History of Positive Drug Tests for Multiple Drugs (Both Opioids and Cocaine)
 - 37 (13%) had no drug test history.
 - 148 (50%) tested negative for opioids or cocaine.
 - 19 (6%) tested positive for opioids only.
 - 49 (17%) tested positive for cocaine only.
 - 42 (14%) tested positive for opioids and cocaine.
- History of Positive Drug Test Results for Meth
 - 3 (1%) tested positive for meth.
 - 292 (99%) were not tested or tested negative for meth.
- COMPAS Recidivism Risk Level
 - 76 (26%) were at “Low” risk to recidivate.
 - 111 (38%) were at “Medium” risk to recidivate.
 - 79 (27%) were at “High” risk to recidivate.
 - 29 (10%) did not have a recidivism risk level reported.
- Gang Affiliation
 - 23 (8%) had a known gang affiliation.
 - 272 (92%) did not have a known gang affiliation.

District 34 (Williamsburg P&P) – Recidivating Supervisees

(includes the Counties of Charles City, James City, New Kent, and York, and the Cities of Poquoson and Williamsburg)



- 58 (19.7%) of the FY21 community starters from Williamsburg P&P were sentenced to a term of state responsible incarceration or violated parole and were sentenced to a term of state responsible incarceration within three years of their community start date.
- Gender
 - 50 (86%) Male
 - 8 (14%) Female
- Criminal History
 - 20 (34%) had no history of state responsible terms of incarceration.
 - 14 (24%) had exactly one term of state responsible incarceration.
 - 13 (22%) had exactly two terms of state responsible incarceration.
 - 11 (19%) had at least three terms of state responsible incarceration.
- DOC Crime Type
 - 16 (28%) had a “Violent” most serious offense.
 - 29 (50%) had a “Property/Public Order” most serious offense.
 - 11 (19%) had a “Drug” most serious offense.
 - 2 (3%) did not have their offense information reported.
- Age on FY21 Community Start Date
 - 18 (31%) were younger than age 30.
 - 31 (53%) were between ages 30 and 44.
 - 7 (12%) were between ages 45 and 54.
 - 2 (3%) were age 55 or older.
- Supervision Assignment Level
 - 1 (2%) had a “Low” supervision assignment level.
 - 24 (41%) had a “Medium” supervision assignment level.
 - 19 (33%) had a “High” supervision assignment level.
 - 14 (24%) did not have a supervision assignment level reported.
- History of Positive Drug Tests for Multiple Drugs (Both Opioids and Cocaine)
 - 8 (14%) had no drug test history.
 - 24 (41%) tested negative for opioids or cocaine.
 - 2 (3%) tested positive for opioids only.
 - 13 (22%) tested positive for cocaine only.
 - 11 (19%) tested positive for opioids and cocaine.
- History of Positive Drug Tests for Meth
 - 58 (100%) were not tested or tested negative for meth.
- COMPAS Recidivism Risk Level
 - 8 (14%) were at “Low” risk to recidivate.
 - 18 (31%) were at “Medium” risk to recidivate.
 - 31 (53%) were at “High” risk to recidivate.
 - 1 (2%) did not have a recidivism risk level reported.
- Gang Affiliation
 - 7 (12%) had a known gang affiliation.
 - 51 (88%) did not have a known gang affiliation.

District 35 (Manassas P&P) – All Community Starters

(includes the County of Prince William and the Cities of Manassas and Manassas Park)



- 458 of the FY21 community starters had Manassas P&P as their primary supervision location.
- Gender
 - 381 (83%) Male
 - 77 (17%) Female
- Criminal History (prior to FY21 community start date)
 - 206 (45%) had no history of state responsible terms of incarceration.
 - 145 (32%) had exactly one term of state responsible incarceration.
 - 52 (11%) had exactly two terms of state responsible incarceration.
 - 55 (12%) had at least three terms of state responsible incarceration.
- DOC Crime Type
 - 155 (34%) had a “Violent” most serious offense.
 - 136 (30%) had a “Property/Public Order” most serious offense.
 - 149 (33%) had a “Drug” most serious offense.
 - 18 (4%) did not have their offense information reported.
- Age on FY21 Community Start Date
 - 166 (36%) were younger than age 30.
 - 207 (45%) were between ages 30 and 44.
 - 53 (12%) were between ages 45 and 54.
 - 32 (7%) were age 55 or older.
- Supervision Assignment Level
 - 93 (20%) had a “Low” supervision assignment level.
 - 203 (44%) had a “Medium” supervision assignment level.
 - 92 (20%) had a “High” supervision assignment level.
 - 70 (15%) did not have a supervision assignment level reported.
- History of Positive Drug Tests for Multiple Drugs (Both Opioids and Cocaine)
 - 30 (7%) had no drug test history.
 - 228 (50%) tested negative for opioids or cocaine.
 - 57 (12%) tested positive for opioids only.
 - 62 (14%) tested positive for cocaine only.
 - 81 (18%) tested positive for opioids and cocaine.
- History of Positive Drug Test Results for Meth
 - 1 (<1%) tested positive for meth.
 - 457 (>99%) were not tested or tested negative for meth.
- COMPAS Recidivism Risk Level
 - 118 (26%) were at “Low” risk to recidivate.
 - 113 (25%) were at “Medium” risk to recidivate.
 - 162 (35%) were at “High” risk to recidivate.
 - 65 (14%) did not have a recidivism risk level reported.
- Gang Affiliation
 - 36 (8%) had a known gang affiliation.
 - 422 (92%) did not have a known gang affiliation.

District 35 (Manassas P&P) – Recidivating Supervisees

(includes the County of Prince William and the Cities of Manassas and Manassas Park)

- 44 (9.6%) of the FY21 community starters from Manassas P&P were sentenced to a term of state responsible incarceration or violated parole and were sentenced to a term of state responsible incarceration within three years of their community start date.
- Gender
 - 40 (91%) Male
 - 4 (9%) Female
- Criminal History
 - 13 (30%) had no history of state responsible terms of incarceration.
 - 16 (36%) had exactly one term of state responsible incarceration.
 - 7 (16%) had exactly two terms of state responsible incarceration.
 - 8 (18%) had at least three terms of state responsible incarceration.
- DOC Crime Type
 - 24 (55%) had a “Violent” most serious offense.
 - 13 (30%) had a “Property/Public Order” most serious offense.
 - 7 (16%) had a “Drug” most serious offense.
- Age on FY21 Community Start Date
 - 20 (45%) were younger than age 30.
 - 18 (41%) were between ages 30 and 44.
 - 3 (7%) were between ages 45 and 54.
 - 3 (7%) were age 55 or older.
- Supervision Assignment Level
 - 2 (5%) had a “Low” supervision assignment level.
 - 15 (34%) had a “Medium” supervision assignment level.
 - 23 (52%) had a “High” supervision assignment level.
 - 4 (9%) did not have a supervision assignment level reported.
- History of Positive Drug Tests for Multiple Drugs (Both Opioids and Cocaine)
 - 2 (5%) had no drug test history.
 - 20 (45%) tested negative for opioids or cocaine.
 - 5 (11%) tested positive for opioids only.
 - 6 (14%) tested positive for cocaine only.
 - 11 (25%) tested positive for opioids and cocaine.
- History of Positive Drug Tests for Meth
 - 44 (100%) were not tested or tested negative for meth.
- COMPAS Recidivism Risk Level
 - 5 (11%) were at “Low” risk to recidivate.
 - 10 (23%) were at “Medium” risk to recidivate.
 - 27 (61%) were at “High” risk to recidivate.
 - 2 (5%) did not have a recidivism risk level reported.
- Gang Affiliation
 - 7 (16%) had a known gang affiliation.
 - 37 (84%) did not have a known gang affiliation.



District 36 (Alexandria P&P) – All Community Starters

(includes the City of Alexandria)

- 121 of the FY21 community starters had Alexandria P&P as their primary supervision location.
- Gender
 - 108 (89%) Male
 - 13 (11%) Female
- Criminal History (prior to FY21 community start date)
 - 56 (46%) had no history of state responsible terms of incarceration.
 - 40 (33%) had exactly one term of state responsible incarceration.
 - 17 (14%) had exactly two terms of state responsible incarceration.
 - 8 (7%) had at least three terms of state responsible incarceration.
- DOC Crime Type
 - 38 (31%) had a “Violent” most serious offense.
 - 44 (36%) had a “Property/Public Order” most serious offense.
 - 23 (19%) had a “Drug” most serious offense.
 - 16 (13%) did not have their offense information reported.
- Age on FY21 Community Start Date
 - 50 (41%) were younger than age 30.
 - 41 (34%) were between ages 30 and 44.
 - 19 (16%) were between ages 45 and 54.
 - 11 (9%) were age 55 or older.
- Supervision Assignment Level
 - 26 (21%) had a “Low” supervision assignment level.
 - 22 (18%) had a “Medium” supervision assignment level.
 - 27 (22%) had a “High” supervision assignment level.
 - 46 (38%) did not have a supervision assignment level reported.
- History of Positive Drug Tests for Multiple Drugs (Both Opioids and Cocaine)
 - 27 (22%) had no drug test history.
 - 62 (51%) tested negative for opioids or cocaine.
 - 7 (6%) tested positive for opioids only.
 - 18 (15%) tested positive for cocaine only.
 - 7 (6%) tested positive for opioids and cocaine.
- History of Positive Drug Test Results for Meth
 - 1 (1%) tested positive for meth.
 - 120 (99%) were not tested or tested negative for meth.
- COMPAS Recidivism Risk Level
 - 23 (19%) were at “Low” risk to recidivate.
 - 30 (25%) were at “Medium” risk to recidivate.
 - 40 (33%) were at “High” risk to recidivate.
 - 28 (23%) did not have a recidivism risk level reported.
- Gang Affiliation
 - 17 (14%) had a known gang affiliation.
 - 104 (86%) did not have a known gang affiliation.



District 36 (Alexandria P&P) – Recidivating Supervisees

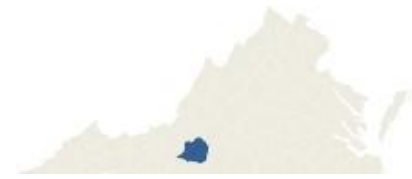
(includes the City of Alexandria)

- 11 (9.1%) of the FY21 community starters from Alexandria P&P were sentenced to a term of state responsible incarceration or violated parole and were sentenced to a term of state responsible incarceration within three years of their community start date.
- Gender
 - 11 (100%) Male
- Criminal History
 - 3 (27%) had no history of state responsible terms of incarceration.
 - 3 (27%) had exactly one term of state responsible incarceration.
 - 4 (36%) had exactly two terms of state responsible incarceration.
 - 1 (9%) had at least three terms of state responsible incarceration.
- DOC Crime Type
 - 4 (36%) had a “Violent” most serious offense.
 - 4 (36%) had a “Property/Public Order” most serious offense.
 - 1 (9%) had a “Drug” most serious offense.
 - 2 (18%) did not have their offense information reported.
- Age on FY21 Community Start Date
 - 6 (55%) were younger than age 30.
 - 3 (27%) were between ages 30 and 44.
 - 1 (9%) were between ages 45 and 54.
 - 1 (9%) were age 55 or older.
- Supervision Assignment Level
 - 4 (36%) had a “Medium” supervision assignment level.
 - 6 (55%) had a “High” supervision assignment level.
 - 1 (9%) did not have a supervision assignment level reported.
- History of Positive Drug Tests for Multiple Drugs (Both Opioids and Cocaine)
 - 2 (18%) had no drug test history.
 - 4 (36%) tested negative for opioids or cocaine.
 - 1 (9%) tested positive for opioids only.
 - 3 (27%) tested positive for cocaine only.
 - 1 (9%) tested positive for opioids and cocaine.
- History of Positive Drug Tests for Meth
 - 11 (100%) were not tested or tested negative for meth.
- COMPAS Recidivism Risk Level
 - 1 (9%) were at “Low” risk to recidivate.
 - 4 (36%) were at “Medium” risk to recidivate.
 - 6 (55%) were at “High” risk to recidivate.
- Gang Affiliation
 - 3 (27%) had a known gang affiliation.
 - 8 (73%) did not have a known gang affiliation.



District 37 (Rocky Mount P&P) – All Community Starters

(includes the County of Franklin)



- 250 of the FY21 community starters had Rocky Mount P&P as their primary supervision location.
- Gender
 - 172 (69%) Male
 - 78 (31%) Female
- Criminal History (prior to FY21 community start date)
 - 145 (58%) had no history of state responsible terms of incarceration.
 - 62 (25%) had exactly one term of state responsible incarceration.
 - 28 (11%) had exactly two terms of state responsible incarceration.
 - 15 (6%) had at least three terms of state responsible incarceration.
- DOC Crime Type
 - 45 (18%) had a “Violent” most serious offense.
 - 60 (24%) had a “Property/Public Order” most serious offense.
 - 126 (50%) had a “Drug” most serious offense.
 - 19 (8%) did not have their offense information reported.
- Age on FY21 Community Start Date
 - 48 (19%) were younger than age 30.
 - 130 (52%) were between ages 30 and 44.
 - 45 (18%) were between ages 45 and 54.
 - 27 (11%) were age 55 or older.
- Supervision Assignment Level
 - 1 (<1%) had a “Low” supervision assignment level.
 - 169 (68%) had a “Medium” supervision assignment level.
 - 45 (18%) had a “High” supervision assignment level.
 - 35 (14%) did not have a supervision assignment level reported.
- History of Positive Drug Tests for Multiple Drugs (Both Opioids and Cocaine)
 - 9 (4%) had no drug test history.
 - 108 (43%) tested negative for opioids or cocaine.
 - 60 (24%) tested positive for opioids only.
 - 24 (10%) tested positive for cocaine only.
 - 49 (20%) tested positive for opioids and cocaine.
- History of Positive Drug Test Results for Meth
 - 1 (<1%) tested positive for meth.
 - 249 (>99%) were not tested or tested negative for meth.
- COMPAS Recidivism Risk Level
 - 86 (34%) were at “Low” risk to recidivate.
 - 79 (32%) were at “Medium” risk to recidivate.
 - 61 (24%) were at “High” risk to recidivate.
 - 24 (10%) did not have a recidivism risk level reported.
- Gang Affiliation
 - 8 (3%) had a known gang affiliation.
 - 242 (97%) did not have a known gang affiliation.

District 37 (Rocky Mount P&P) – Recidivating Supervisees

(includes the County of Franklin)

- 56 (22.4%) of the FY21 community starters from Rocky Mount P&P were sentenced to a term of state responsible incarceration or violated parole and were sentenced to a term of state responsible incarceration within three years of their community start date.
- Gender
 - 44 (79%) Male
 - 12 (21%) Female
- Criminal History
 - 22 (39%) had no history of state responsible terms of incarceration.
 - 18 (32%) had exactly one term of state responsible incarceration.
 - 9 (16%) had exactly two terms of state responsible incarceration.
 - 7 (13%) had at least three terms of state responsible incarceration.
- DOC Crime Type
 - 10 (18%) had a “Violent” most serious offense.
 - 18 (32%) had a “Property/Public Order” most serious offense.
 - 24 (43%) had a “Drug” most serious offense.
 - 4 (7%) did not have their offense information reported.
- Age on FY21 Community Start Date
 - 8 (14%) were younger than age 30.
 - 32 (57%) were between ages 30 and 44.
 - 13 (23%) were between ages 45 and 54.
 - 3 (5%) were age 55 or older.
- Supervision Assignment Level
 - 23 (41%) had a “Medium” supervision assignment level.
 - 19 (34%) had a “High” supervision assignment level.
 - 14 (25%) did not have a supervision assignment level reported.
- History of Positive Drug Tests for Multiple Drugs (Both Opioids and Cocaine)
 - 1 (2%) had no drug test history.
 - 18 (32%) tested negative for opioids or cocaine.
 - 11 (20%) tested positive for opioids only.
 - 7 (13%) tested positive for cocaine only.
 - 19 (34%) tested positive for opioids and cocaine.
- History of Positive Drug Tests for Meth
 - 56 (100%) were not tested or tested negative for meth.
- COMPAS Recidivism Risk Level
 - 12 (21%) were at “Low” risk to recidivate.
 - 15 (27%) were at “Medium” risk to recidivate.
 - 27 (48%) were at “High” risk to recidivate.
 - 2 (4%) did not have a recidivism risk level reported.
- Gang Affiliation
 - 6 (11%) had a known gang affiliation.
 - 50 (89%) did not have a known gang affiliation.



District 38 (Emporia P&P) – All Community Starters

(includes the Counties of Brunswick, Greenville, Prince George, Surry, and Sussex, and the Cities of Emporia and Hopewell)



- 279 of the FY21 community starters had Emporia P&P as their primary supervision location.
- Gender
 - 225 (81%) Male
 - 54 (19%) Female
- Criminal History (prior to FY21 community start date)
 - 107 (38%) had no history of state responsible terms of incarceration.
 - 93 (33%) had exactly one term of state responsible incarceration.
 - 47 (17%) had exactly two terms of state responsible incarceration.
 - 32 (11%) had at least three terms of state responsible incarceration.
- DOC Crime Type
 - 94 (34%) had a “Violent” most serious offense.
 - 85 (30%) had a “Property/Public Order” most serious offense.
 - 97 (35%) had a “Drug” most serious offense.
 - 3 (1%) did not have their offense information reported.
- Age on FY21 Community Start Date
 - 85 (30%) were younger than age 30.
 - 134 (48%) were between ages 30 and 44.
 - 37 (13%) were between ages 45 and 54.
 - 23 (8%) were age 55 or older.
- Supervision Assignment Level
 - 24 (9%) had a “Low” supervision assignment level.
 - 195 (70%) had a “Medium” supervision assignment level.
 - 32 (11%) had a “High” supervision assignment level.
 - 28 (10%) did not have a supervision assignment level reported.
- History of Positive Drug Tests for Multiple Drugs (Both Opioids and Cocaine)
 - 25 (9%) had no drug test history.
 - 139 (50%) tested negative for opioids or cocaine.
 - 26 (9%) tested positive for opioids only.
 - 49 (18%) tested positive for cocaine only.
 - 40 (14%) tested positive for opioids and cocaine.
- History of Positive Drug Test Results for Meth
 - 1 (<1%) tested positive for meth.
 - 278 (>99%) were not tested or tested negative for meth.
- COMPAS Recidivism Risk Level
 - 91 (33%) were at “Low” risk to recidivate.
 - 112 (40%) were at “Medium” risk to recidivate.
 - 57 (20%) were at “High” risk to recidivate.
 - 19 (7%) did not have a recidivism risk level reported.
- Gang Affiliation
 - 12 (4%) had a known gang affiliation.
 - 267 (96%) did not have a known gang affiliation.

District 38 (Emporia P&P) – Recidivating Supervisees

(includes the Counties of Brunswick, Greenville, Prince George, Surry, and Sussex, and the Cities of Emporia and Hopewell)

- 37 (13.3%) of the FY21 community starters from Emporia P&P were sentenced to a term of state responsible incarceration or violated parole and were sentenced to a term of state responsible incarceration within three years of their community start date.
- Gender
 - 34 (92%) Male
 - 3 (8%) Female
- Criminal History
 - 13 (35%) had no history of state responsible terms of incarceration.
 - 8 (22%) had exactly one term of state responsible incarceration.
 - 7 (19%) had exactly two terms of state responsible incarceration.
 - 9 (24%) had at least three terms of state responsible incarceration.
- DOC Crime Type
 - 13 (35%) had a “Violent” most serious offense.
 - 12 (32%) had a “Property/Public Order” most serious offense.
 - 12 (32%) had a “Drug” most serious offense.
- Age on FY21 Community Start Date
 - 19 (51%) were younger than age 30.
 - 16 (43%) were between ages 30 and 44.
 - 2 (5%) were between ages 45 and 54.
- Supervision Assignment Level
 - 24 (65%) had a “Medium” supervision assignment level.
 - 11 (30%) had a “High” supervision assignment level.
 - 2 (5%) did not have a supervision assignment level reported.
- History of Positive Drug Tests for Multiple Drugs (Both Opioids and Cocaine)
 - 5 (14%) had no drug test history.
 - 13 (35%) tested negative for opioids or cocaine.
 - 2 (5%) tested positive for opioids only.
 - 7 (19%) tested positive for cocaine only.
 - 10 (27%) tested positive for opioids and cocaine.
- History of Positive Drug Tests for Meth
 - 37 (100%) were not tested or tested negative for meth.
- COMPAS Recidivism Risk Level
 - 3 (8%) were at “Low” risk to recidivate.
 - 17 (46%) were at “Medium” risk to recidivate.
 - 15 (41%) were at “High” risk to recidivate.
 - 2 (5%) did not have a recidivism risk level reported.
- Gang Affiliation
 - 3 (8%) had a known gang affiliation.
 - 34 (92%) did not have a known gang affiliation.



District 39 (Harrisonburg P&P) – All Community Starters

(includes the Counties of Page and Rockingham, and the City of Harrisonburg)



- 559 of the FY21 community starters had Harrisonburg P&P as their primary supervision location.
- Gender
 - 421 (75%) Male
 - 137 (25%) Female
 - 1 (<1%) Other
- Criminal History (prior to FY21 community start date)
 - 258 (46%) had no history of state responsible terms of incarceration.
 - 136 (24%) had exactly one term of state responsible incarceration.
 - 75 (13%) had exactly two terms of state responsible incarceration.
 - 90 (16%) had at least three terms of state responsible incarceration.
- DOC Crime Type
 - 114 (20%) had a “Violent” most serious offense.
 - 231 (41%) had a “Property/Public Order” most serious offense.
 - 209 (37%) had a “Drug” most serious offense.
 - 5 (1%) did not have their offense information reported.
- Age on FY21 Community Start Date
 - 177 (32%) were younger than age 30.
 - 268 (48%) were between ages 30 and 44.
 - 70 (13%) were between ages 45 and 54.
 - 44 (8%) were age 55 or older.
- Supervision Assignment Level
 - 24 (4%) had a “Low” supervision assignment level.
 - 400 (72%) had a “Medium” supervision assignment level.
 - 42 (8%) had a “High” supervision assignment level.
 - 93 (17%) did not have a supervision assignment level reported.
- History of Positive Drug Tests for Multiple Drugs (Both Opioids and Cocaine)
 - 23 (4%) had no drug test history.
 - 334 (60%) tested negative for opioids or cocaine.
 - 130 (23%) tested positive for opioids only.
 - 35 (6%) tested positive for cocaine only.
 - 37 (7%) tested positive for opioids and cocaine.
- History of Positive Drug Test Results for Meth
 - 108 (19%) tested positive for meth.
 - 451 (81%) were not tested or tested negative for meth.
- COMPAS Recidivism Risk Level
 - 171 (31%) were at “Low” risk to recidivate.
 - 191 (34%) were at “Medium” risk to recidivate.
 - 144 (26%) were at “High” risk to recidivate.
 - 53 (9%) did not have a recidivism risk level reported.
- Gang Affiliation
 - 26 (5%) had a known gang affiliation.
 - 533 (95%) did not have a known gang affiliation.

District 39 (Harrisonburg P&P) – Recidivating Supervisees

(includes the Counties of Page and Rockingham, and the City of Harrisonburg)



- 168 (30.1%) of the FY21 community starters from Harrisonburg P&P were sentenced to a term of state responsible incarceration or violated parole and were sentenced to a term of state responsible incarceration within three years of their community start date.
- Gender
 - 147 (88%) Male
 - 21 (13%) Female
- Criminal History
 - 48 (29%) had no history of state responsible terms of incarceration.
 - 42 (25%) had exactly one term of state responsible incarceration.
 - 37 (22%) had exactly two terms of state responsible incarceration.
 - 41 (24%) had at least three terms of state responsible incarceration.
- DOC Crime Type
 - 44 (26%) had a “Violent” most serious offense.
 - 81 (48%) had a “Property/Public Order” most serious offense.
 - 41 (24%) had a “Drug” most serious offense.
 - 2 (1%) did not have their offense information reported.
- Age on FY21 Community Start Date
 - 51 (30%) were younger than age 30.
 - 85 (51%) were between ages 30 and 44.
 - 26 (15%) were between ages 45 and 54.
 - 6 (4%) were age 55 or older.
- Supervision Assignment Level
 - 108 (64%) had a “Medium” supervision assignment level.
 - 28 (17%) had a “High” supervision assignment level.
 - 32 (19%) did not have a supervision assignment level reported.
- History of Positive Drug Tests for Multiple Drugs (Both Opioids and Cocaine)
 - 7 (4%) had no drug test history.
 - 93 (55%) tested negative for opioids or cocaine.
 - 38 (23%) tested positive for opioids only.
 - 13 (8%) tested positive for cocaine only.
 - 17 (10%) tested positive for opioids and cocaine.
- History of Positive Drug Tests for Meth
 - 43 (26%) tested positive for meth.
 - 125 (74%) were not tested or tested negative for meth.
- COMPAS Recidivism Risk Level
 - 35 (21%) were at “Low” risk to recidivate.
 - 62 (37%) were at “Medium” risk to recidivate.
 - 67 (40%) were at “High” risk to recidivate.
 - 4 (2%) did not have a recidivism risk level reported.
- Gang Affiliation
 - 13 (8%) had a known gang affiliation.
 - 155 (92%) did not have a known gang affiliation.

District 40 (Fincastle P&P) – All Community Starters

(included the Counties of Alleghany, Botetourt, and Craig, and the City of Covington)



- 426 of the FY21 community starters had Fincastle P&P as their primary supervision location.
- Gender
 - 291 (68%) Male
 - 134 (31%) Female
 - 1 (<1%) Other
- Criminal History (prior to FY21 community start date)
 - 236 (55%) had no history of state responsible terms of incarceration.
 - 121 (28%) had exactly one term of state responsible incarceration.
 - 35 (8%) had exactly two terms of state responsible incarceration.
 - 34 (8%) had at least three terms of state responsible incarceration.
- DOC Crime Type
 - 97 (23%) had a “Violent” most serious offense.
 - 126 (30%) had a “Property/Public Order” most serious offense.
 - 187 (44%) had a “Drug” most serious offense.
 - 16 (4%) did not have their offense information reported.
- Age on FY21 Community Start Date
 - 150 (35%) were younger than age 30.
 - 192 (45%) were between ages 30 and 44.
 - 57 (13%) were between ages 45 and 54.
 - 27 (6%) were age 55 or older.
- Supervision Assignment Level
 - 24 (6%) had a “Low” supervision assignment level.
 - 247 (58%) had a “Medium” supervision assignment level.
 - 82 (19%) had a “High” supervision assignment level.
 - 73 (17%) did not have a supervision assignment level reported.
- History of Positive Drug Tests for Multiple Drugs (Both Opioids and Cocaine)
 - 53 (12%) had no drug test history.
 - 220 (52%) tested negative for opioids or cocaine.
 - 96 (23%) tested positive for opioids only.
 - 19 (4%) tested positive for cocaine only.
 - 38 (9%) tested positive for opioids and cocaine.
- History of Positive Drug Test Results for Meth
 - 12 (3%) tested positive for meth.
 - 414 (97%) were not tested or tested negative for meth.
- COMPAS Recidivism Risk Level
 - 119 (28%) were at “Low” risk to recidivate.
 - 154 (36%) were at “Medium” risk to recidivate.
 - 97 (23%) were at “High” risk to recidivate.
 - 56 (13%) did not have a recidivism risk level reported.
- Gang Affiliation
 - 19 (4%) had a known gang affiliation.
 - 407 (96%) did not have a known gang affiliation.

District 40 (Fincastle P&P) – Recidivating Supervisees

(included the Counties of Alleghany, Botetourt, and Craig, and the City of Covington)

- 75 (17.6%) of the FY21 community starters from Fincastle P&P were sentenced to a term of state responsible incarceration or violated parole and were sentenced to a term of state responsible incarceration within three years of their community start date.
- Gender
 - 58 (77%) Male
 - 17 (23%) Female
- Criminal History
 - 29 (39%) had no history of state responsible terms of incarceration.
 - 31 (41%) had exactly one term of state responsible incarceration.
 - 7 (9%) had exactly two terms of state responsible incarceration.
 - 8 (11%) had at least three terms of state responsible incarceration.
- DOC Crime Type
 - 13 (17%) had a “Violent” most serious offense.
 - 31 (41%) had a “Property/Public Order” most serious offense.
 - 29 (39%) had a “Drug” most serious offense.
 - 2 (3%) did not have their offense information reported.
- Age on FY21 Community Start Date
 - 32 (43%) were younger than age 30.
 - 35 (47%) were between ages 30 and 44.
 - 8 (11%) were between ages 45 and 54.
- Supervision Assignment Level
 - 2 (3%) had a “Low” supervision assignment level.
 - 40 (53%) had a “Medium” supervision assignment level.
 - 23 (31%) had a “High” supervision assignment level.
 - 10 (13%) did not have a supervision assignment level reported.
- History of Positive Drug Tests for Multiple Drugs (Both Opioids and Cocaine)
 - 6 (8%) had no drug test history.
 - 37 (49%) tested negative for opioids or cocaine.
 - 17 (23%) tested positive for opioids only.
 - 5 (7%) tested positive for cocaine only.
 - 10 (13%) tested positive for opioids and cocaine.
- History of Positive Drug Tests for Meth
 - 2 (3%) tested positive for meth.
 - 73 (97%) were not tested or tested negative for meth.
- COMPAS Recidivism Risk Level
 - 12 (16%) were at “Low” risk to recidivate.
 - 33 (44%) were at “Medium” risk to recidivate.
 - 29 (39%) were at “High” risk to recidivate.
 - 1 (1%) did not have a recidivism risk level reported.
- Gang Affiliation
 - 6 (8%) had a known gang affiliation.
 - 69 (92%) did not have a known gang affiliation.



District 41 (Ashland P&P) – All Community Starters

(includes the Counties of Caroline and Hanover)



- 253 of the FY21 community starters had Ashland P&P as their primary supervision location.
- Gender
 - 186 (74%) Male
 - 66 (26%) Female
 - 1 (<1%) Other
- Criminal History (prior to FY21 community start date)
 - 108 (43%) had no history of state responsible terms of incarceration.
 - 79 (31%) had exactly one term of state responsible incarceration.
 - 28 (11%) had exactly two terms of state responsible incarceration.
 - 38 (15%) had at least three terms of state responsible incarceration.
- DOC Crime Type
 - 63 (25%) had a “Violent” most serious offense.
 - 98 (39%) had a “Property/Public Order” most serious offense.
 - 90 (36%) had a “Drug” most serious offense.
 - 2 (1%) did not have their offense information reported.
- Age on FY21 Community Start Date
 - 67 (26%) were younger than age 30.
 - 114 (45%) were between ages 30 and 44.
 - 43 (17%) were between ages 45 and 54.
 - 29 (11%) were age 55 or older.
- Supervision Assignment Level
 - 4 (2%) had a “Low” supervision assignment level.
 - 190 (75%) had a “Medium” supervision assignment level.
 - 29 (11%) had a “High” supervision assignment level.
 - 30 (12%) did not have a supervision assignment level reported.
- History of Positive Drug Tests for Multiple Drugs (Both Opioids and Cocaine)
 - 22 (9%) had no drug test history.
 - 101 (40%) tested negative for opioids or cocaine.
 - 32 (13%) tested positive for opioids only.
 - 31 (12%) tested positive for cocaine only.
 - 67 (26%) tested positive for opioids and cocaine.
- History of Positive Drug Test Results for Meth
 - 11 (4%) tested positive for meth.
 - 242 (96%) were not tested or tested negative for meth.
- COMPAS Recidivism Risk Level
 - 59 (23%) were at “Low” risk to recidivate.
 - 86 (34%) were at “Medium” risk to recidivate.
 - 82 (32%) were at “High” risk to recidivate.
 - 26 (10%) did not have a recidivism risk level reported.
- Gang Affiliation
 - 12 (5%) had a known gang affiliation.
 - 241 (95%) did not have a known gang affiliation.

District 41 (Ashland P&P) – Recidivating Supervisees

(includes the Counties of Caroline and Hanover)

- 38 (15.0%) of the FY21 community starters from Ashland P&P were sentenced to a term of state responsible incarceration or violated parole and were sentenced to a term of state responsible incarceration within three years of their community start date.
- Gender
 - 30 (79%) Male
 - 8 (21%) Female
- Criminal History
 - 6 (16%) had no history of state responsible terms of incarceration.
 - 15 (39%) had exactly one term of state responsible incarceration.
 - 10 (26%) had exactly two terms of state responsible incarceration.
 - 7 (18%) had at least three terms of state responsible incarceration.
- DOC Crime Type
 - 7 (18%) had a “Violent” most serious offense.
 - 23 (61%) had a “Property/Public Order” most serious offense.
 - 8 (21%) had a “Drug” most serious offense.
- Age on FY21 Community Start Date
 - 11 (29%) were younger than age 30.
 - 20 (53%) were between ages 30 and 44.
 - 6 (16%) were between ages 45 and 54.
 - 1 (3%) were age 55 or older.
- Supervision Assignment Level
 - 25 (66%) had a “Medium” supervision assignment level.
 - 8 (21%) had a “High” supervision assignment level.
 - 5 (13%) did not have a supervision assignment level reported.
- History of Positive Drug Tests for Multiple Drugs (Both Opioids and Cocaine)
 - 2 (5%) had no drug test history.
 - 13 (34%) tested negative for opioids or cocaine.
 - 4 (11%) tested positive for opioids only.
 - 5 (13%) tested positive for cocaine only.
 - 14 (37%) tested positive for opioids and cocaine.
- History of Positive Drug Tests for Meth
 - 6 (16%) tested positive for meth.
 - 32 (84%) were not tested or tested negative for meth.
- COMPAS Recidivism Risk Level
 - 4 (11%) were at “Low” risk to recidivate.
 - 15 (39%) were at “Medium” risk to recidivate.
 - 19 (50%) were at “High” risk to recidivate.
- Gang Affiliation
 - 5 (13%) had a known gang affiliation.
 - 33 (87%) did not have a known gang affiliation.



District 42 (Franklin P&P) – All Community Starters

(includes the County of Southampton and the City of Franklin)

- 94 of the FY21 community starters had Franklin P&P as their primary supervision location.
- Gender
 - 74 (79%) Male
 - 20 (21%) Female
- Criminal History (prior to FY21 community start date)
 - 32 (34%) had no history of state responsible terms of incarceration.
 - 34 (36%) had exactly one term of state responsible incarceration.
 - 11 (12%) had exactly two terms of state responsible incarceration.
 - 17 (18%) had at least three terms of state responsible incarceration.
- DOC Crime Type
 - 31 (33%) had a “Violent” most serious offense.
 - 40 (43%) had a “Property/Public Order” most serious offense.
 - 20 (21%) had a “Drug” most serious offense.
 - 3 (3%) did not have their offense information reported.
- Age on FY21 Community Start Date
 - 28 (30%) were younger than age 30.
 - 39 (41%) were between ages 30 and 44.
 - 14 (15%) were between ages 45 and 54.
 - 13 (14%) were age 55 or older.
- Supervision Assignment Level
 - 3 (3%) had a “Low” supervision assignment level.
 - 57 (61%) had a “Medium” supervision assignment level.
 - 24 (26%) had a “High” supervision assignment level.
 - 10 (11%) did not have a supervision assignment level reported.
- History of Positive Drug Tests for Multiple Drugs (Both Opioids and Cocaine)
 - 6 (6%) had no drug test history.
 - 42 (45%) tested negative for opioids or cocaine.
 - 6 (6%) tested positive for opioids only.
 - 24 (26%) tested positive for cocaine only.
 - 16 (17%) tested positive for opioids and cocaine.
- History of Positive Drug Test Results for Meth
 - 2 (2%) tested positive for meth.
 - 92 (98%) were not tested or tested negative for meth.
- COMPAS Recidivism Risk Level
 - 26 (28%) were at “Low” risk to recidivate.
 - 41 (44%) were at “Medium” risk to recidivate.
 - 20 (21%) were at “High” risk to recidivate.
 - 7 (7%) did not have a recidivism risk level reported.
- Gang Affiliation
 - 5 (5%) had a known gang affiliation.
 - 89 (95%) did not have a known gang affiliation.



District 42 (Franklin P&P) – Recidivating Supervisees

(includes the County of Southampton and the City of Franklin)

- 19 (20.2%) of the FY21 community starters from Franklin P&P were sentenced to a term of state responsible incarceration or violated parole and were sentenced to a term of state responsible incarceration within three years of their community start date.
- Gender
 - 17 (89%) Male
 - 2 (11%) Female
- Criminal History
 - 5 (26%) had no history of state responsible terms of incarceration.
 - 6 (32%) had exactly one term of state responsible incarceration.
 - 4 (21%) had exactly two terms of state responsible incarceration.
 - 4 (21%) had at least three terms of state responsible incarceration.
- DOC Crime Type
 - 12 (63%) had a “Violent” most serious offense.
 - 7 (37%) had a “Property/Public Order” most serious offense.
- Age on FY21 Community Start Date
 - 9 (47%) were younger than age 30.
 - 6 (32%) were between ages 30 and 44.
 - 3 (16%) were between ages 45 and 54.
 - 1 (5%) were age 55 or older.
- Supervision Assignment Level
 - 1 (5%) had a “Low” supervision assignment level.
 - 7 (37%) had a “Medium” supervision assignment level.
 - 9 (47%) had a “High” supervision assignment level.
 - 2 (11%) did not have a supervision assignment level reported.
- History of Positive Drug Tests for Multiple Drugs (Both Opioids and Cocaine)
 - 3 (16%) had no drug test history.
 - 5 (26%) tested negative for opioids or cocaine.
 - 7 (37%) tested positive for cocaine only.
 - 4 (21%) tested positive for opioids and cocaine.
- History of Positive Drug Tests for Meth
 - 19 (100%) were not tested or tested negative for meth.
- COMPAS Recidivism Risk Level
 - 3 (16%) were at “Low” risk to recidivate.
 - 11 (58%) were at “Medium” risk to recidivate.
 - 5 (26%) were at “High” risk to recidivate.
- Gang Affiliation
 - 2 (11%) had a known gang affiliation.
 - 17 (89%) did not have a known gang affiliation.



District 43 (Tazewell P&P) – All Community Starters

(includes the Counties of Buchanan and Tazewell)



- 545 of the FY21 community starters had Tazewell P&P as their primary supervision location.
- Gender
 - 340 (62%) Male
 - 204 (37%) Female
 - 1 (<1%) Other
- Criminal History (prior to FY21 community start date)
 - 299 (55%) had no history of state responsible terms of incarceration.
 - 125 (23%) had exactly one term of state responsible incarceration.
 - 79 (14%) had exactly two terms of state responsible incarceration.
 - 42 (8%) had at least three terms of state responsible incarceration.
- DOC Crime Type
 - 104 (19%) had a “Violent” most serious offense.
 - 200 (37%) had a “Property/Public Order” most serious offense.
 - 219 (40%) had a “Drug” most serious offense.
 - 22 (4%) did not have their offense information reported.
- Age on FY21 Community Start Date
 - 117 (21%) were younger than age 30.
 - 290 (53%) were between ages 30 and 44.
 - 93 (17%) were between ages 45 and 54.
 - 45 (8%) were age 55 or older.
- Supervision Assignment Level
 - 60 (11%) had a “Low” supervision assignment level.
 - 320 (59%) had a “Medium” supervision assignment level.
 - 1 (<1%) had an “Elevated” supervision assignment level.
 - 20 (4%) had a “High” supervision assignment level.
 - 144 (26%) did not have a supervision assignment level reported.
- History of Positive Drug Tests for Multiple Drugs (Both Opioids and Cocaine)
 - 102 (19%) had no drug test history.
 - 1 (<1%) were not tested for opioids or cocaine.
 - 180 (33%) tested negative for opioids or cocaine.
 - 196 (36%) tested positive for opioids only.
 - 5 (1%) tested positive for cocaine only.
 - 61 (11%) tested positive for opioids and cocaine.
- History of Positive Drug Test Results for Meth
 - 115 (21%) tested positive for meth.
 - 430 (79%) were not tested or tested negative for meth.
- COMPAS Recidivism Risk Level
 - 182 (33%) were at “Low” risk to recidivate.
 - 153 (28%) were at “Medium” risk to recidivate.
 - 107 (20%) were at “High” risk to recidivate.
 - 103 (19%) did not have a recidivism risk level reported.
- Gang Affiliation
 - 14 (3%) had a known gang affiliation.
 - 531 (97%) did not have a known gang affiliation.

District 43 (Tazewell P&P) – Recidivating Supervisees

(includes the Counties of Buchanan and Tazewell)

- 85 (15.6%) of the FY21 community starters from Tazewell P&P were sentenced to a term of state responsible incarceration or violated parole and were sentenced to a term of state responsible incarceration within three years of their community start date.
- Gender
 - 61 (72%) Male
 - 24 (28%) Female
- Criminal History
 - 33 (39%) had no history of state responsible terms of incarceration.
 - 17 (20%) had exactly one term of state responsible incarceration.
 - 20 (24%) had exactly two terms of state responsible incarceration.
 - 15 (18%) had at least three terms of state responsible incarceration.
- DOC Crime Type
 - 15 (18%) had a “Violent” most serious offense.
 - 38 (45%) had a “Property/Public Order” most serious offense.
 - 27 (32%) had a “Drug” most serious offense.
 - 5 (6%) did not have their offense information reported.
- Age on FY21 Community Start Date
 - 21 (25%) were younger than age 30.
 - 52 (61%) were between ages 30 and 44.
 - 11 (13%) were between ages 45 and 54.
 - 1 (1%) were age 55 or older.
- Supervision Assignment Level
 - 52 (61%) had a “Medium” supervision assignment level.
 - 6 (7%) had a “High” supervision assignment level.
 - 27 (32%) did not have a supervision assignment level reported.
- History of Positive Drug Tests for Multiple Drugs (Both Opioids and Cocaine)
 - 9 (11%) had no drug test history.
 - 25 (29%) tested negative for opioids or cocaine.
 - 35 (41%) tested positive for opioids only.
 - 1 (1%) tested positive for cocaine only.
 - 15 (18%) tested positive for opioids and cocaine.
- History of Positive Drug Tests for Meth
 - 29 (34%) tested positive for meth.
 - 56 (66%) were not tested or tested negative for meth.
- COMPAS Recidivism Risk Level
 - 16 (19%) were at “Low” risk to recidivate.
 - 26 (31%) were at “Medium” risk to recidivate.
 - 41 (48%) were at “High” risk to recidivate.
 - 2 (2%) did not have a recidivism risk level reported.
- Gang Affiliation
 - 6 (7%) had a known gang affiliation.
 - 79 (93%) did not have a known gang affiliation.



Administrative P&P²⁰ – All Community Starters

- 150 of the FY21 community starters had Administrative P&P as their primary supervision location.
- Gender
 - 132 (88%) Male
 - 18 (12%) Female
- Criminal History (prior to FY21 community start date)
 - 34 (23%) had no history of state responsible terms of incarceration.
 - 75 (50%) had exactly one term of state responsible incarceration.
 - 24 (16%) had exactly two terms of state responsible incarceration.
 - 17 (11%) had at least three terms of state responsible incarceration.
- DOC Crime Type
 - 51 (34%) had a “Violent” most serious offense.
 - 52 (35%) had a “Property/Public Order” most serious offense.
 - 47 (31%) had a “Drug” most serious offense.
- Age on FY21 Community Start Date
 - 41 (27%) were younger than age 30.
 - 73 (49%) were between ages 30 and 44.
 - 21 (14%) were between ages 45 and 54.
 - 15 (10%) were age 55 or older.
- Supervision Assignment Level
 - 9 (6%) had a “Low” supervision assignment level.
 - 45 (30%) had a “Medium” supervision assignment level.
 - 13 (9%) had a “High” supervision assignment level.
 - 83 (55%) did not have a supervision assignment level reported.
- History of Positive Drug Tests for Multiple Drugs (Both Opioids and Cocaine)
 - 41 (27%) had no drug test history.
 - 63 (42%) tested negative for opioids or cocaine.
 - 24 (16%) tested positive for opioids only.
 - 10 (7%) tested positive for cocaine only.
 - 12 (8%) tested positive for opioids and cocaine.
- History of Positive Drug Test Results for Meth
 - 3 (2%) tested positive for meth.
 - 147 (98%) were not tested or tested negative for meth.
- COMPAS Recidivism Risk Level
 - 15 (10%) were at “Low” risk to recidivate.
 - 27 (18%) were at “Medium” risk to recidivate.
 - 30 (20%) were at “High” risk to recidivate.
 - 78 (52%) did not have a recidivism risk level reported.
- Gang Affiliation
 - 16 (11%) had a known gang affiliation.
 - 134 (89%) did not have a known gang affiliation.

²⁰ [DOC Operating Procedure 920.1](#) states that “when a probationer/parolee is expected to be unavailable for active supervision (generally for a period to exceed 6 months), the case may be placed in Administrative P&P.”

Administrative P&P²¹ – Recidivating Supervisees

- 26 (17.3%) of the FY21 community starters from Administrative P&P were sentenced to a term of state responsible incarceration or violated parole and were sentenced to a term of state responsible incarceration within three years of their community start date.
- Gender
 - 21 (81%) Male
 - 5 (19%) Female
- Criminal History
 - 7 (27%) had no history of state responsible terms of incarceration.
 - 9 (35%) had exactly one term of state responsible incarceration.
 - 6 (23%) had exactly two terms of state responsible incarceration.
 - 4 (15%) had at least three terms of state responsible incarceration.
- DOC Crime Type
 - 9 (35%) had a “Violent” most serious offense.
 - 7 (27%) had a “Property/Public Order” most serious offense.
 - 10 (38%) had a “Drug” most serious offense.
- Age on FY21 Community Start Date
 - 10 (38%) were younger than age 30.
 - 12 (46%) were between ages 30 and 44.
 - 1 (4%) were between ages 45 and 54.
 - 3 (12%) were age 55 or older.
- Supervision Assignment Level
 - 2 (8%) had a “Low” supervision assignment level.
 - 4 (15%) had a “Medium” supervision assignment level.
 - 6 (23%) had a “High” supervision assignment level.
 - 14 (54%) did not have a supervision assignment level reported.
- History of Positive Drug Tests for Multiple Drugs (Both Opioids and Cocaine)
 - 8 (31%) had no drug test history.
 - 7 (27%) tested negative for opioids or cocaine.
 - 4 (15%) tested positive for opioids only.
 - 3 (12%) tested positive for cocaine only.
 - 4 (15%) tested positive for opioids and cocaine.
- History of Positive Drug Tests for Meth
 - 1 (4%) tested positive for meth.
 - 25 (96%) were not tested or tested negative for meth.
- COMPAS Recidivism Risk Level
 - 3 (12%) were at “Low” risk to recidivate.
 - 9 (35%) were at “Medium” risk to recidivate.
 - 12 (46%) were at “High” risk to recidivate.
 - 2 (8%) did not have a recidivism risk level reported.
- Gang Affiliation
 - 2 (8%) had a known gang affiliation.
 - 24 (92%) did not have a known gang affiliation.

²¹ [DOC Operating Procedure 920.1](#) states that “when a probationer/parolee is expected to be unavailable for active supervision (generally for a period to exceed 6 months), the case may be placed in Administrative P&P.”

Voice Verification Biometrics Unit²² – All Community Starters

- 2,829 of the FY21 community starters had Voice Verification Biometrics Unit as their primary supervision location.
- Gender
 - 2,049 (72%) Male
 - 775 (27%) Female
 - 5 (<1%) Other
- Criminal History (prior to FY21 community start date)
 - 1,394 (49%) had no history of state responsible terms of incarceration.
 - 955 (34%) had exactly one term of state responsible incarceration.
 - 317 (11%) had exactly two terms of state responsible incarceration.
 - 163 (6%) had at least three terms of state responsible incarceration.
- DOC Crime Type
 - 783 (28%) had a “Violent” most serious offense.
 - 1,023 (36%) had a “Property/Public Order” most serious offense.
 - 977 (35%) had a “Drug” most serious offense.
 - 46 (2%) did not have their offense information reported.
- Age on FY21 Community Start Date
 - 603 (21%) were younger than age 30.
 - 1,310 (46%) were between ages 30 and 44.
 - 541 (19%) were between ages 45 and 54.
 - 375 (13%) were age 55 or older.
- Supervision Assignment Level
 - 2,779 (98%) had a “Low” supervision assignment level.
 - 41 (1%) had a “Medium” supervision assignment level.
 - 9 (<1%) did not have a supervision assignment level reported.
- History of Positive Drug Tests for Multiple Drugs (Both Opioids and Cocaine)
 - 322 (11%) had no drug test history.
 - 3 (<1%) were not tested for opioids or cocaine.
 - 2,006 (71%) tested negative for opioids or cocaine.
 - 301 (11%) tested positive for opioids only.
 - 130 (5%) tested positive for cocaine only.
 - 67 (2%) tested positive for opioids and cocaine.
- History of Positive Drug Test Results for Meth
 - 29 (1%) tested positive for meth.
 - 2,800 (99%) were not tested or tested negative for meth.
- COMPAS Recidivism Risk Level
 - 1,789 (63%) were at “Low” risk to recidivate.
 - 763 (27%) were at “Medium” risk to recidivate.
 - 231 (8%) were at “High” risk to recidivate.
 - 46 (2%) did not have a recidivism risk level reported.
- Gang Affiliation
 - 94 (3%) had a known gang affiliation.
 - 2,735 (97%) did not have a known gang affiliation.

²² VVBU primarily serves low-risk supervisees on community supervision. Similar to district officer supervision, supervisees are assigned a VVBU specialist whom they are required to meet with for monthly report interviews and to report new information (e.g., change of phone number or address) within three days ([OP 920.1](#)).

Voice Verification Biometrics Unit²³ – Recidivating Supervisees

- 49 (1.7%) of the FY21 community starters from Voice Verification Biometrics Unit were sentenced to a term of state responsible incarceration or violated parole and were sentenced to a term of state responsible incarceration within three years of their community start date.
- Gender
 - 35 (71%) Male
 - 14 (29%) Female
- Criminal History
 - 20 (41%) had no history of state responsible terms of incarceration.
 - 16 (33%) had exactly one term of state responsible incarceration.
 - 8 (16%) had exactly two terms of state responsible incarceration.
 - 5 (10%) had at least three terms of state responsible incarceration.
- DOC Crime Type
 - 11 (22%) had a “Violent” most serious offense.
 - 18 (37%) had a “Property/Public Order” most serious offense.
 - 19 (39%) had a “Drug” most serious offense.
 - 1 (2%) did not have their offense information reported.
- Age on FY21 Community Start Date
 - 15 (31%) were younger than age 30.
 - 21 (43%) were between ages 30 and 44.
 - 7 (14%) were between ages 45 and 54.
 - 6 (12%) were age 55 or older.
- Supervision Assignment Level
 - 49 (100%) had a “Low” supervision assignment level.
- History of Positive Drug Tests for Multiple Drugs (Both Opioids and Cocaine)
 - 6 (12%) had no drug test history.
 - 23 (47%) tested negative for opioids or cocaine.
 - 15 (31%) tested positive for opioids only.
 - 3 (6%) tested positive for cocaine only.
 - 2 (4%) tested positive for opioids and cocaine.
- History of Positive Drug Tests for Meth
 - 49 (100%) were not tested or tested negative for meth.
- COMPAS Recidivism Risk Level
 - 32 (65%) were at “Low” risk to recidivate.
 - 13 (27%) were at “Medium” risk to recidivate.
 - 4 (8%) were at “High” risk to recidivate.
- Gang Affiliation
 - 3 (6%) had a known gang affiliation.
 - 46 (94%) did not have a known gang affiliation.

²³ VVBU primarily serves low-risk supervisees on community supervision. Similar to district officer supervision, supervisees are assigned a VVBU specialist whom they are required to meet with for monthly report interviews and to report new information (e.g., change of phone number or address) within three days ([OP 920.1](#)).

Time to Recidivate in Days by Characteristics

Just as recidivism rates vary among supervisees with different offense types and risk characteristics, the time to recidivate also varies. This section shows recidivism rates and time to recidivate by demographics, history of substance use tests, criminal history, supervision level, and COMPAS recidivism risk level of the supervisees. The tables below show the number of days from the start of community supervision to the recidivating date among FY21 community starters who recidivated and the percent of supervisees who recidivated. For each category, four quartiles and the average time to recidivate are displayed. For example, of the 2,990 males who recidivated, 25% had an SR incarceration within 421 days, one-half had an SR incarceration within 640 days, 75% had an SR incarceration within 847 days and all were within 1,095 days. On average, male recidivists had an SR incarceration within 626 days of their community start date. Of all males who started community supervision in FY21, 17.4% had an SR incarceration within three years.

Demographic factors such as gender and age have been found to be predictors of recidivism. Even though males are more likely to recidivate, they spent, on average, 28 more days in the community prior to recidivating than female recidivists (626 and 598 days, respectively). Supervisees younger than 30 years old spent the most time in the community prior to recidivating (635 days) compared to recidivists aged 30 or older (615 days). The rate of recidivism among supervisees who were Black was less than the rate of recidivism for supervisees who were White (14.5% and 16.8%, respectively).

Drug use has also been found to be associated with increased risk of recidivism. Supervisees who tested positive for opioids and cocaine had a higher recidivism rate compared to supervisees who tested negative for opioids or cocaine (23.5% and 12.0%, respectively). Recidivists who tested negative for opioids or cocaine spent, on average, 44 fewer days in the community before having an SR incarceration than recidivists who tested positive for opioids and cocaine (613 and 657 days, respectively). Recidivists with positive drug test histories are likely to receive treatment while on community supervision, which may result in longer times to recidivate than recidivists that test negative.

Criminal history is also a known factor in predicting recidivism. As the number of previous SR incarcerations increased, the recidivism rate increased. Recidivists who had exactly one previous term of incarceration spent more time in the community, 631 days, before starting an SR incarceration term than recidivists with no history of SR incarcerations (624 days). Recidivists whose most serious offense was “Violent” spent, on average, four to nine more days in the community (626 days) than recidivists with drug or property/public order crime types (617 and 622 days, respectively).

The COMPAS risk and needs assessment tool is used by the VADOC to determine risk of general recidivism and criminogenic needs. The likelihood of recidivating increased as COMPAS risk increased. Similarly, of the recidivists who had a supervision level assigned, recidivists who were supervised at a high level spent a similar number of days in the community as recidivists supervised at a low level (621 and 620 days, respectively).

Time to Recidivate in Days for FY21 Community Starters

Percentiles	N	25th	50th*	75th	100th	Average	Recidivism Rate
All Recidivists	3,541	413	637	847	1,095	621	15.8%
Gender							
Male	2,990	421	640	847	1,095	626	17.4%
Female	551	378	616	833	1,095	598	10.6%
Race							
Black	1,276	455	668	864	1,095	653	14.5%
White	2,258	391	622	823	1,095	604	16.8%
American Indian or Alaskan Native	1	--	394	--	394	394	7.1%
Asian or Pacific Islander	4	273	764	940	968	659	5.3%
Unknown	2	324	683	--	1,041	683	3.1%
Age at Community Start Date							
Younger than Age 30	1,134	437	645	851	1,095	635	18.3%
Between Ages 30 and 44	1,747	407	637	844	1,095	618	16.7%
Between Ages 45 and 54	462	378	625	819	1,093	603	13.1%
Age 55 or Older	198	367	626	886	1,091	620	9.0%
History of Positive Drug Tests (Opioids & Cocaine)*							
No Drug Test History/Not Tested for Opioids or Cocaine	309	286	502	729	1,095	520	13.4%
Negative Test Opioids and/or Cocaine	1,334	408	626	838	1,095	613	12.0%
Positive Only Opioids	657	415	638	833	1,094	623	19.5%
Positive Only Cocaine	538	448	656	881	1,094	653	20.4%
Positive both Opioids and Cocaine	703	464	688	865	1,094	657	23.5%
History of Positive Drug Tests (Methamphetamines)*							
Negative Test/Not Tested for Methamphetamines	3,288	408	635	841	1,095	619	15.3%
Positive Test Methamphetamines	253	453	685	878	1,094	657	29.6%
Criminal History							
No History of SR Terms of Incarceration	1,036	413	636	846	1,095	624	10.7%
Exactly One Term of SR Incarceration	1,044	434	655	855	1,095	631	15.2%
Exactly Two Terms of SR Incarceration	726	419	635	834	1,093	617	23.2%
At Least Three Terms of SR Incarceration	735	381	617	841	1,094	608	26.8%
Violent by §17.1-805**							
No	2,050	408	632	838	1,095	618	13.8%
Yes	1,491	419	644	854	1,095	627	19.7%
Crime Type							
Violent	1,042	415	647	853	1,095	626	16.6%
Property/Public Order	1,517	413	644	848	1,095	622	18.9%
Drug	933	412	619	839	1,095	617	12.2%
Not Yet Reported	49	373	622	776	1,068	583	10.2%

*50th percentile=Median.

*Drug tests prior to community start, until recidivating date, or within three years post community start were analyzed.

**§17.1-805 outlines the adoption of initial discretionary sentencing guideline midpoints that enhances sentence lengths.

Time to Recidivate in Days for FY21 Community Starters

Percentiles	N	25th	50th*	75th	100th	Average	Recidivism Rate
All Recidivists	3,541	374	597	838	1,095	597	15.8%
Most Serious Offense							
Capital Murder/Homicide-1st/Homicide-2nd	10	342	616	854	980	581	6.0%
Manslaughter	18	346	791	1,025	1,076	699	12.5%
Abduction	48	415	709	872	1,095	656	13.6%
Rape/Sexual Assault	129	358	614	841	1,087	598	21.0%
Robbery	164	467	651	826	1,092	636	15.9%
Assault	438	445	637	849	1,094	634	16.4%
Weapons	143	494	752	904	1,090	703	17.3%
Sex Offense	92	286	421	709	1,055	467	20.2%
Arson	33	349	512	767	1,068	525	24.3%
Burglary/B&E	316	441	658	855	1,094	633	23.6%
Larceny/Fraud	1,002	405	636	834	1,095	615	18.4%
Conspiracy	4	182	496	942	1,065	540	20.0%
DUI	74	421	669	917	1,068	665	14.2%
Habitual Offender	63	507	771	944	1,077	720	14.7%
Other Non-Violent	25	279	615	800	966	548	20.5%
Drug Sales	394	423	621	838	1,094	619	12.8%
Drug Possession	539	402	617	840	1,095	616	11.8%
Not Reported	49	373	622	776	1,068	583	10.2%
Supervision Assignment Level							
Low	126	423	739	927	1,092	680	3.0%
Medium	1,936	478	673	867	1,095	662	16.2%
High	900	423	639	829	1,092	622	30.4%
No Supervision Assignment Level Reported	579	209	434	715	1,087	472	17.3%
COMPAS Risk of General Recidivism							
Low	624	382	662	850	1,094	620	9.3%
Medium	1,268	436	647	850	1,095	634	17.7%
High	1,560	418	631	841	1,095	621	26.6%
No Recidivism Risk Level Reported	89	165	378	701	1,082	447	3.3%
Known Gang Affiliation							
No Known Gang Affiliation	3,178	408	637	841	1,095	619	15.1%
Known Gang Affiliation	363	447	637	879	1,093	639	26.3%
Employment¹ During Follow-up Period²							
Not Employed	1,900	324	559	779	1,095	555	20.8%
Employed 0.01-46% of Follow-up Period	1,142	548	728	908	1,095	716	18.1%
Employed 47-77% of Follow-up Period	370	488	670	870	1,094	664	10.9%
Employed 78-100% of Follow-up Period	129	443	714	845	1,091	648	3.6%

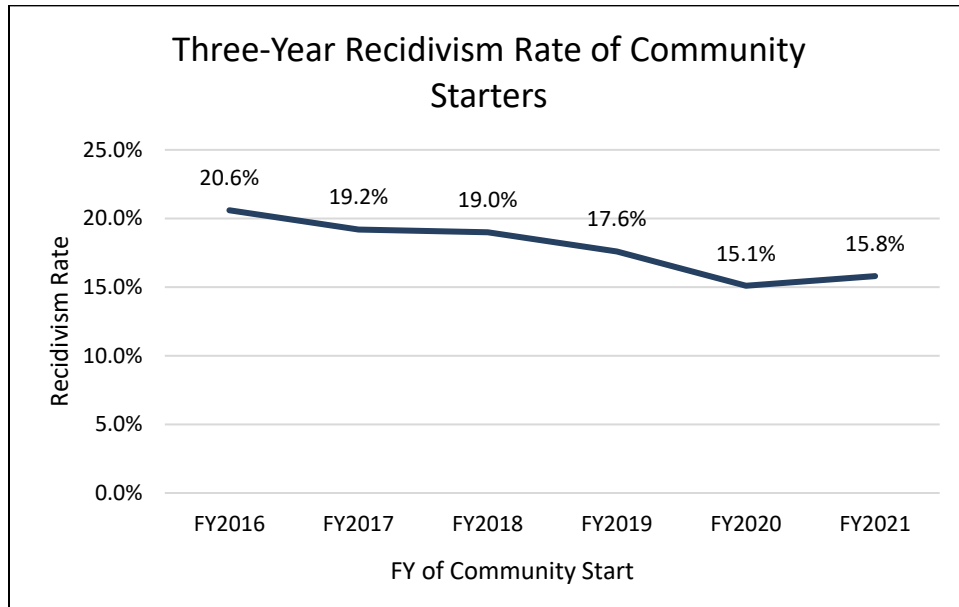
*50th percentile=Median.

¹ Employment was defined as any wages earned during a quarter. Employment information was obtained from the Virginia Employment Commission (VEC). VEC data contains only data from Virginia employers subject to unemployment compensation laws. Employment where wages were earned under the table, through freelance work, from another state, or in Washington D.C. is not included in this data.

² The follow-up period was from the quarter/year the supervisee started supervision through 12 additional quarters or through the quarter/year the supervisee recidivated.

Recidivism Rate Trends

Over the past five years, the recidivism rate of community supervisees has continued to trend downward. Since FY2016, recidivism has decreased by almost five (4.8) percentage points. The graph below shows the trend in recidivism rates over the last six years.



Summary and Conclusions

This report identified the risk factors that continue to play a statistically significant role in the prediction of recidivism among community starters. There was a 0.7 percentage point increase in recidivism for the FY21 cohort compared to the FY20 cohort. Despite this increase compared to FY20 community starters, FY21 community starters still had a much lower recidivism rate compared to previous years. Historically, gender, age, number of SR incarcerations, higher COMPAS risk level, and the use of opioids, cocaine, and methamphetamine have all been factors that contribute to a higher likelihood of recidivating. In the FY21 group, these contributing factors persisted. Community starters who were male, younger, had one or more prior SR incarcerations, had a higher COMPAS risk level, had a history of testing positive for both opioids and cocaine, and had a history of testing positive for meth (before and/or after community start) were more likely to recidivate. Unemployment was also a significant contributor to recidivism risk.